



Wisconsin had 6.9 **days suitable for fieldwork** for the week ending May 28, 2023, according to the USDA’s National Agricultural Statistics Service. Another dry week allowed for farmers make quick progress for planting, haying and other fieldwork. The stretch of dry weather has producers hoping for rain to aid crop germination and restore soil moisture.

Topsoil moisture condition rated 10 percent very short, 35 percent short, 53 percent adequate and 2 percent surplus. **Subsoil moisture** condition rated 4 percent very short, 23 percent short, 68 percent adequate and 5 percent surplus.

Spring tillage was reported as 95 percent complete, 10 days ahead of last year and 9 days ahead of the 5-year average.

Corn planting was 90 percent complete, 9 days ahead of last year and 10 days ahead of average. Fifty-two percent of the corn crop has emerged, 1 day ahead of last year and 1 day ahead of the average. Corn condition was 82 percent good to excellent.

Soybean planting was 82 percent complete, 6 days ahead of last year and 9 days ahead of the average. Thirty-nine percent of the soybean crop has emerged, 1 day ahead of last year and 2 days ahead of the average.

Ninety-three percent of the expected **oat** crop has been planted, 9 days ahead of last year and 7 days ahead of the average. Sixty-two percent of the oat crop has emerged, 3 days behind the average. Oat condition was 84 percent good to excellent, down 3 percent from last week.

Winter wheat was 10 percent headed, 3 days ahead of last year and 1 day ahead of average. Winter wheat condition was rated 81 percent good to excellent statewide, down 3 percent from last week.

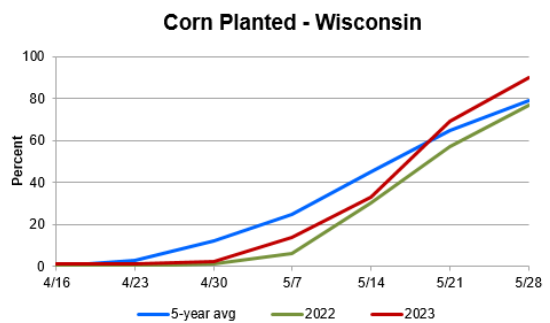
Potato planting was reported as 90 percent complete, 5 days ahead of last year and 1 day ahead of the average.

The first cutting of **alfalfa** was reported at 33 percent complete, 5 days ahead of last year and six days ahead of the average. **All hay** condition was reported 79 percent good to excellent statewide, up 1 percent from last week.

Pasture condition was rated 76 good to excellent statewide, equal to last week.

Crop Condition as of May 28, 2023

Item	Very Poor	Poor	Fair	Good	Excellent
	(percent)	(percent)	(percent)	(percent)	(percent)
Corn	0	1	17	69	13
Hay, all	1	2	18	51	28
Oats	0	1	15	75	9
Pasture and range .	0	2	22	57	19
Wheat, winter	0	2	17	61	20



Crop Progress as of May 28, 2023


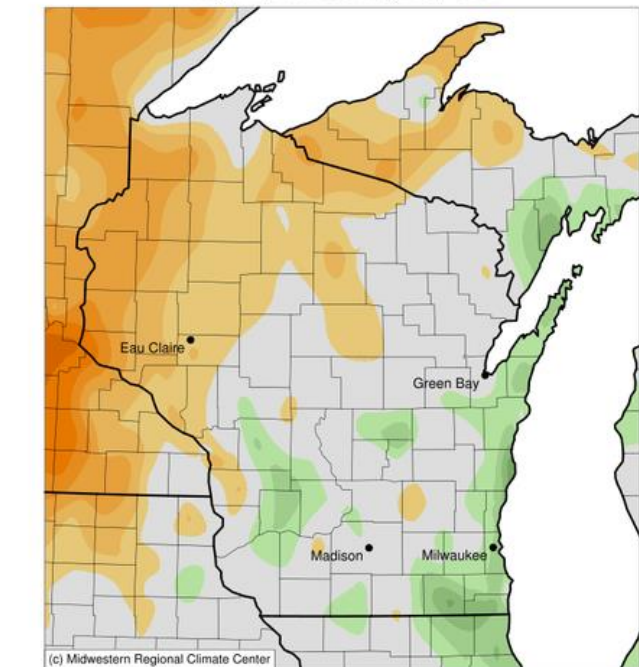
Item	Districts									State			
	NW	NC	NE	WC	C	EC	SW	SC	SE	This week	Last week	Last year	5-year avg
	(percent)	(percent)	(percent)	(percent)	(percent)	(percent)	(percent)	(percent)	(percent)	(percent)	(percent)	(percent)	(percent)
Corn planted	87	85	91	87	88	89	92	95	94	90	69	77	79
Corn emerged	41	16	34	53	42	30	73	71	60	52	26	51	50
Hay, alfalfa, 1st cutting	15	8	20	17	28	47	48	51	48	33	4	11	13
Oats planted	84	80	96	94	91	95	97	98	95	93	78	84	88
Oats emerged	38	25	39	70	60	60	85	85	80	62	52	65	69
Soybeans planted	79	75	83	84	82	73	90	85	80	82	55	70	66
Soybeans emerged	10	15	23	33	42	25	60	52	55	39	17	35	33
Spring tillage	91	88	95	98	90	93	97	99	98	95	80	86	89
Wheat, winter, headed	5	3	0	3	9	8	20	12	13	10	2	6	9

The complete report can be found on the USDA NASS website at www.nass.usda.gov/Publications.

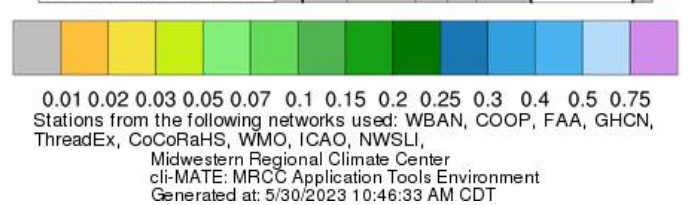
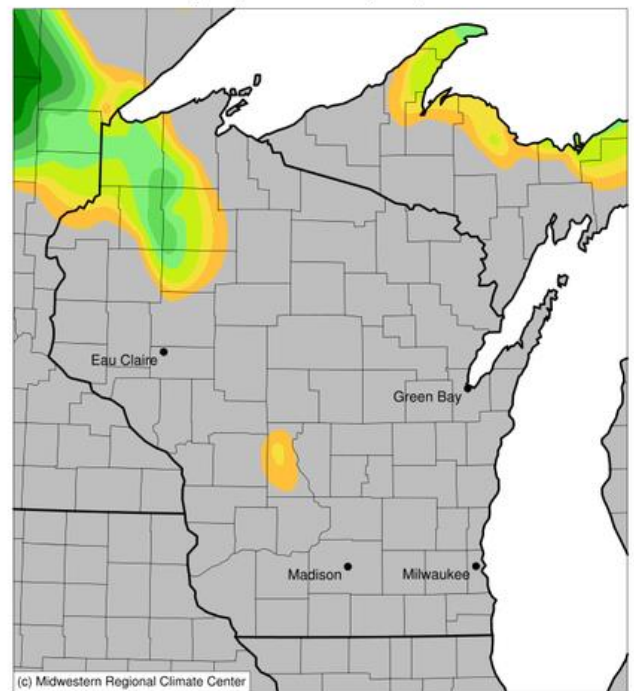
Days Suitable for Fieldwork and Soil Moisture Condition as of May 28, 2023

Item	Districts									State		
	NW	NC	NE	WC	C	EC	SW	SC	SE	This week	Last week	Last year
Days suitable	(days) 6.9	(days) 7.0	(days) 7.0	(days) 6.8	(days) 7.0	(days) 6.8	(days) 6.8	(days) 6.8	(days) 6.9	(days) 6.9	(days) 5.7	(days) 4.2
	(percent)	(percent)	(percent)	(percent)	(percent)	(percent)	(percent)	(percent)	(percent)	(percent)	(percent)	(percent)
Topsoil moisture												
Very short	7	2	16	17	6	3	21	5	20	10	1	1
Short	36	18	20	26	48	27	46	44	48	35	11	6
Adequate	51	80	56	56	45	65	32	50	30	53	78	77
Surplus	6	0	8	1	1	5	1	1	2	2	10	16
Subsoil moisture												
Very short	2	4	0	8	6	0	5	2	10	4	0	1
Short	21	20	22	19	17	11	20	37	43	23	6	7
Adequate	69	66	63	70	72	83	72	60	45	68	83	80
Surplus	8	10	15	3	5	6	3	1	2	5	11	12

Average Temperature (°F): Departure from 1991-2020 Normals
May 22, 2023 to May 28, 2023



Accumulated Precipitation (in)
May 22, 2023 to May 28, 2023



Weather Information: Week Ending May 28, 2023

District and State	Temperature		Precipitation		Growing Degree Days ¹	
	Average	Departure from Normal ²	Total	Departure from Normal ²	Since April 1	Departure from Normal ²
Northwest	59.8	1.6	0.03	-0.70	240	57
North Central	58.7	1.3	0	-0.75	219	55
Northeast	57.9	0.4	0	-0.77	221	55
West Central	62.7	1.8	0	-0.78	350	80
Central	60.5	0.3	0	-0.75	305	59
East Central	59.1	0.5	0	-0.72	259	55
Southwest	61.6	0.6	0	-0.76	351	60
South Central	60.8	-0.1	0	-0.78	335	49
Southeast	59.3	-0.3	0	-0.78	311	49
Wisconsin	60.0	0.9	0.01	-0.75	278	59

¹ Base 50° F.

² Normal based on 1991-2020 data.