



# Wisconsin Crop Progress

November 22, 2010

Vol. 10, No. 33

## 2010 Crop Season Nears Completion For Many

The past week allowed some growers to finish up fieldwork, however, reports from the northern half of the state indicated some fields were too wet to finish fall tillage or other fieldwork. Little of the needed sunshine was reported last week, hindering some fields from drying out. Snow was reported in Polk and Washburn Counties as halting fieldwork for many.

Across the reporting stations, average temperatures last week ranged from 1 degree below normal to 2 degrees above normal. Average high temperatures ranged from 38 to 48 degrees, while average low temperatures ranged from 26 to 33 degrees. Precipitation totals ranged from 0.01 inches in Green Bay to 0.08 inches in Madison. There were 4.7 days suitable for fieldwork. If you are interested in further weather data, please reference the following sites:

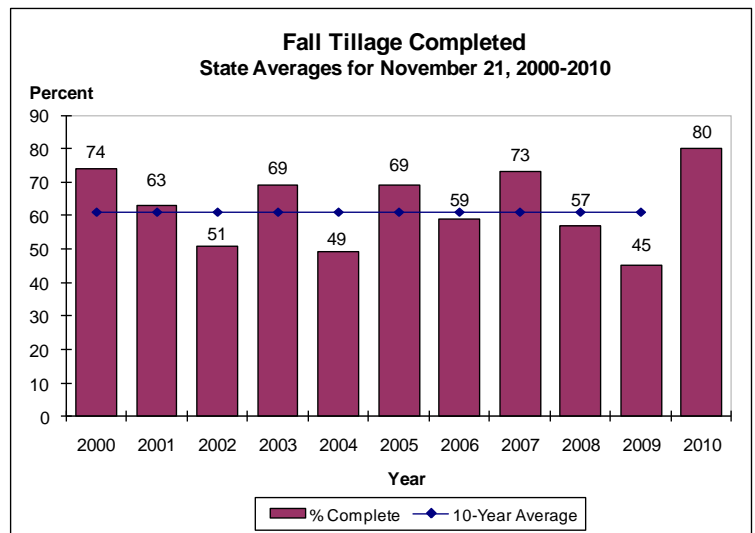
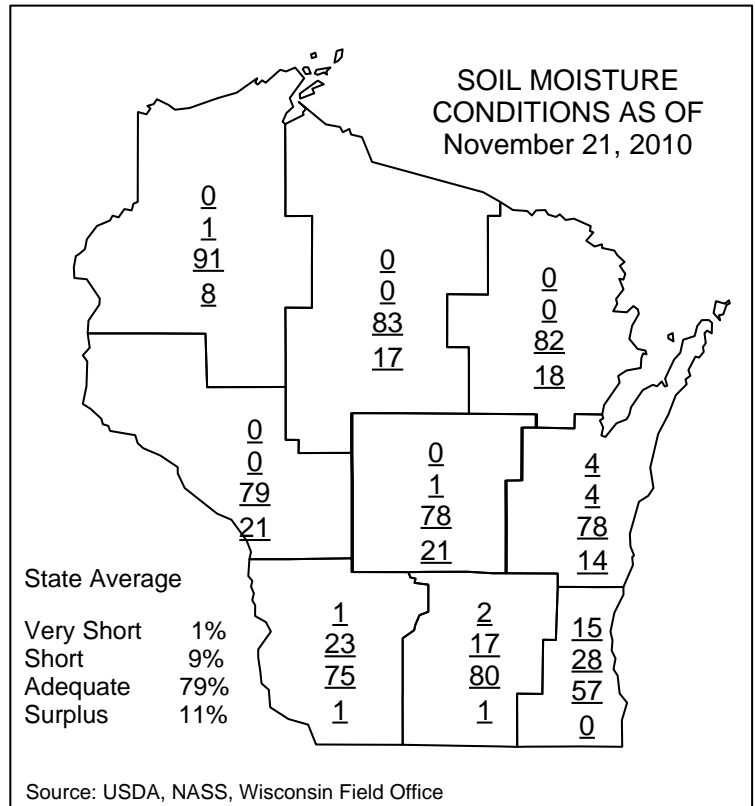
- <http://www.noaa.gov/>
- <http://www.aos.wisc.edu/~sco/>
- <http://www.cocorahs.org/>
- <http://www.weather.gov/>

**Corn** for grain was reported at 96 percent harvested across the state, 14 percentage points above the five-year average. There is still some corn standing in fields primarily due to lack of storage. Wet field conditions also slowed corn harvest the past week.

Many reports indicated that **winter crops** have emerged well, including late planted crops.

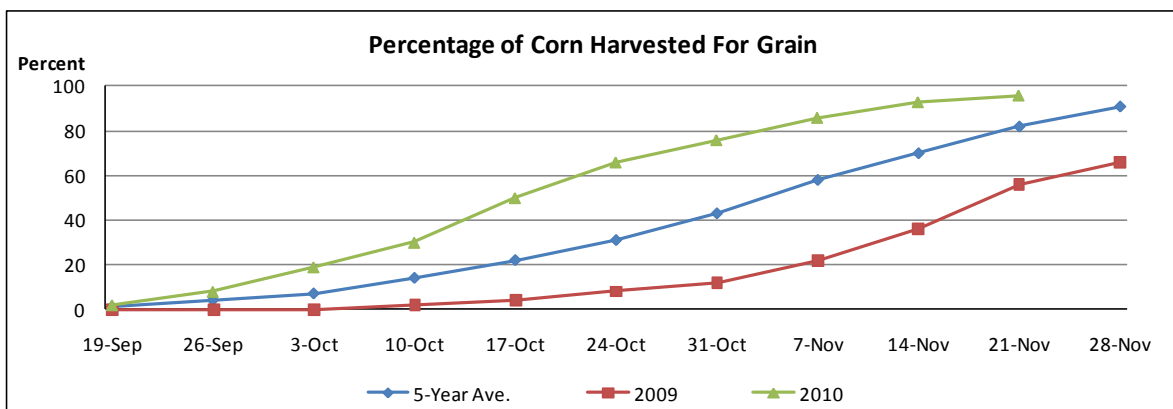
**Fall tillage** was reported at 80 percent complete, 19 percentage points above the five-year average.

Growers continued spreading **manure** over the past week as field conditions allowed.



This is the last weekly *Wisconsin Crop Progress* for the season. The review of the 2010 growing season will be released in late December. The Wisconsin Field Office of the National Agriculture Statistics Service wishes to thank the many FSA county reporters, farmers, and others that provided the information which has allowed you to have an accurate picture of Wisconsin agriculture each week.

Thank you and Happy Holidays!



## Wisconsin Crop Progress, November 21, 2010

Crop and percent of acreage	District average									State average			
	NW	NC	NE	WC	C	EC	SW	SC	SE	This week	Last week	Last year	5-year average
Corn harvested for grain	90	89	91	95	95	94	97	99	98	96	93	56	82
Fall tillage	66	86	82	69	83	82	83	86	93	80	72	45	61

Source: USDA, NASS, Wisconsin Field Office.

**Selected Quotes from Farm Reporters and County Ag Agents**

All comments are used in creating this report, but only a few are published below.

**RUSK-G.P.:** Corn harvest wrapping up, what is left will come off once the ground freezes. Fall tillage will finish up over the weekend with consistent below freezing highs predicted for next week. Winter wheat and winter rye looking good going into the cold weather. Farmers are happy to be all done and in the shed before deer season, much better than last year.

**WASHBURN-P.H.:** Only a few fields of corn left in the area. Ten to 12.0 inches of very wet and heavy snow stopped those with corn left. I thought snow would melt but cold nights have kept a few inches as ground cover. Ground is starting to freeze so no more late tillage either. Good luck hunting and be safe.

**CLARK-J.B.:** Corn is just about all harvested. Some fields are too wet, and producers will wait till ground freezes. Early planted winter crops look good with a nice green color. The latest rain has caused fields to be very wet. Our next crop to harvest is a big buck or doe. Good Luck.

**SHAWANO-T.B.:** Corn harvest would be complete if not for grain storage issues. Fields have gotten very muddy but not saturated. Winter crops, even late planted ones, have emerged very well.

**BUFFALO-R.S.:** On November 13 we had 2.3 inches of rain and that stopped all field activity. Still muddy a week later. Everything will stop for deer hunting now. Outdoor grain storage is still happening as corn seems to keep showing up.

**PEPIN-H.R.:** Corn harvest is all complete in my area. Some low spots will have to freeze over or leave for deer feed, not much though. Lots of tillage complete in soybeans and corn. Lots of stalks made into bedding. Winter wheat looks nice.

**GREEN LAKE-B.K.:** Corn harvest is nearing completion. Fall tillage is well underway and wheat is showing good growth.

**WOOD-M.L.:** Some harvest, tillage, and manure hauling, but in general fields are quite wet at this time.

**CALUMET-B.L.:** Some corn is still higher in moisture than producers want for harvest, but the total acres left is small. Manure application and injection is moving along very well under these good field conditions. Seems to be more tillage being done on rut free fields this fall with the early harvest and all. Winter wheat fields continue to green up with our

warm weather. That should stop in a few days according to the weather predictions. Wide variation in yields in our county this year but most producers are happy with yields, quality and prices.

**DOOR-T.S.:** Most growers have corn off but a couple of larger operations still have some corn to come off. Wheat looks excellent.

**SAUK-J.P.:** Only activity now seems to be manure spreading and wood cutting. Still seems to be plenty of animals out on pastures, not really very cold yet. Not much to eat but at least they are not confined to a muddy or cemented barnyard. Stalks that are not gathered getting picked over too.

**COLUMBIA-B.K.:** Finishing of the corn harvest is being slowed by limiting delivery to the warehouses, they are full and corn moving out from them is slow. Another good week for getting fall tillage done. Winter wheat is doing better with a little rain and continued warm fall weather.

**DANE-J.M.:** Fall tillage has stopped. Stalks are all chopped. Looks like soybeans are all going in no till next spring. Compared to last year I would say 80 percent of bean ground was soil saved this year. Winter wheat looks excellent. Pits are still being cleaned out yet.

**RACINE-K.I.:** Harvest went very well this year. Good yield and good prices. 2010 will go down on the books as "one of the best years" around here.

**WALWORTH-N.W.:** Very little corn left standing. Elevators are at capacity and then some. Not much tillage left to do either. Forecast for this week calls for well needed rain for the wheat crop.



USDA, NASS, Wisconsin Field Office  
P.O. Box 8934  
Madison, WI 53708-8934  
(608) 224-4848  
<http://www.nass.usda.gov/wi/>

**Robert J. Battaglia**  
Director

**Colette Childs**  
Statistician

This report has been made possible through the cooperative efforts of the U.S. Department of Agriculture, and the Wisconsin Department of Agriculture, Trade and Consumer Protection, and the National Weather Service.

**Wisconsin Weekly Weather, Selected Cities, Ending as of 7:00 a.m. on November 21, 2010**

City	Temperature						Growing degree days (modified base 50) 1/		Precipitation				
	Avg. max.	Avg. min.	High max.	Low min.	Avg.	Avg. dep. from normal *	Mar. 1 to Nov. 20	Mar. 1 to Nov. 20 normal*	Last Week	Since Sep. 1	Sep. 1 dep. from normal *	Year to date	Year dep. from normal *
Eau Claire	38	26	43	17	32	0	3186	2599	0.02	9.26	1.97	33.64	3.06
Green Bay	41	30	50	23	36	2	3000	2456	0.01	6.93	0.14	35.23	8.13
La Crosse	40	30	47	23	35	-1	3592	2953	0.02	10.27	3.29	39.71	9.17
Madison	42	30	51	24	36	0	3421	2923	0.08	5.41	-1.35	35.74	5.20
Milwaukee	48	33	60	30	41	2	3400	n.a.	0.03	4.37	-3.16	32.76	1.26

1/ Formula used: GDD = (daily maximum (86°) + daily minimum (50°))/2-50°; where 86° is used if the maximum exceeds 86° and 50° is used if the minimum falls below 50°. \*Normal based on 1971-2000 data. Source: NCEP/NOAA Climate Prediction Center <http://www.cpc.ncep.noaa.gov>. n.a.=not available. T=trace. Source: USDA, NASS, Wisconsin Field Office.