



# Wisconsin Crop Progress

Compiled by the Wisconsin Field Office of  
USDA's National Agricultural Statistics Service

July 20, 2009

Vol. 09, No. 15

## Lack of Moisture Continues to Stress Crops

The dry season has really taken a toll on much of the state. Many growers have reported that field conditions are extremely dry, especially the lighter soils. Much of the state is in need of warmer weather as well as rain. Cooler temperatures have helped moderate the stress from lack of moisture, but have also slowed crop development.

Across the reporting stations, precipitations ranged from 0.02 inches in Green Bay to 0.96 inches in Milwaukee. Average temperatures were 4 to 8 degrees below normal. Average high temperatures ranged from 73 to 77 degrees, while average low temperatures ranged from 53 to 60 degrees. On average, there were 6.4 days suitable for fieldwork. If you are interested in further weather data, please reference the following sites:

- <http://www.noaa.gov/>
- <http://www.aos.wisc.edu/~sco/>
- <http://www.cocorahs.org/>
- <http://www.weather.gov/>

Average **corn** height was reported as 60 inches across the state. Corn has continued to curl in spots. Early planted corn has started to tassel and is reported at 4 percent tassled statewide.

**Soybean** development continues to struggle, also in need of rain and warmer temperatures. Statewide, soybeans were reported as 24 percent in bloom and have begun setting pods in some parts of the state.

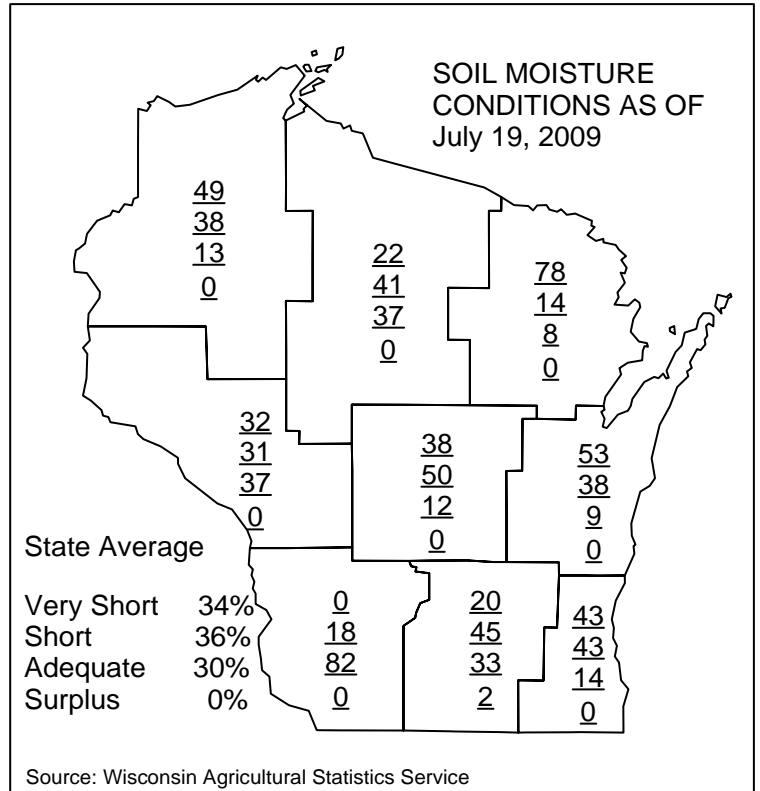
Across the state **oats** headed is nearing completion. Oat harvest began in some parts of the state with 1 percent reported complete.

**Winter wheat** was approaching maturity and will be ready for harvest soon. Winter wheat harvest was reported as 1 percent complete.

Due to the cooler, dry conditions this past week second-crop **hay** harvest jumped 18 percentage points to 68 percent complete. Reported yields varied by region. Second crop re-growth has been very slow due to the lack of rain.

Portage county reported a few early **potatoes** have been dug.

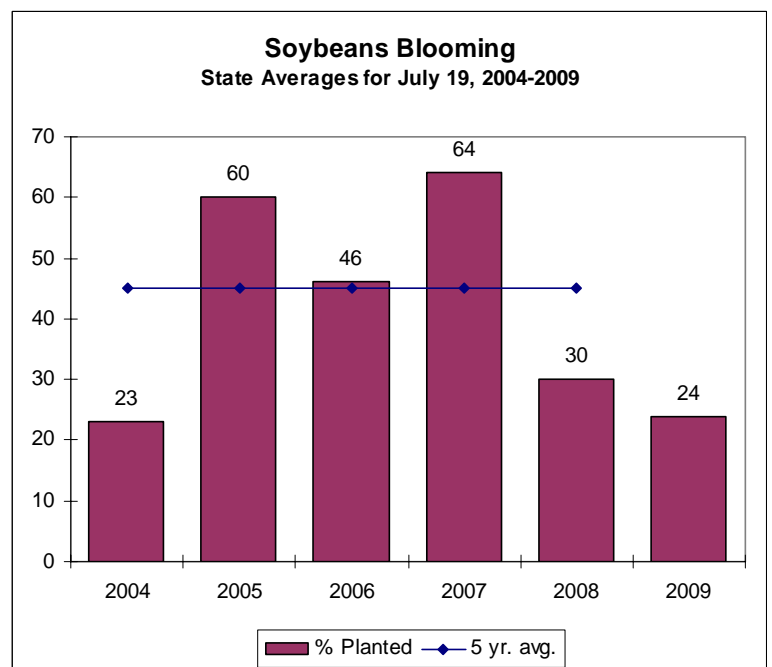
Fresh market **sweet corn** was silking out. Sweet corn harvest has begun in some places and was showing up at vegetable stands.



## Wisconsin Crop Conditions as of July 19, 2009

Item	V.-poor	Poor	Fair	Good	Excellent
	Percent				
Corn	3	10	30	47	10
Soybeans	2	10	29	47	12
Winter Wheat	1	4	26	59	10
Oats	2	6	30	49	13
Pasture	12	27	30	28	3

Source: USDA, NASS, Wisconsin Field Office.



## Wisconsin Crop Progress, July 19, 2009

Crop and percent of acreage	District average									State average		
	NW	NC	NE	WC	C	EC	SW	SC	SE	This year	Last year	5-year average
Average corn height	52	52	47	66	45	47	81	68	50	60	58	63
Soybeans blooming	12	23	30	19	28	35	54	16	20	24	30	45
Second cutting hay	61	65	77	82	60	63	60	76	42	68	50	59

Source: USDA, NASS, Wisconsin Field Office.

**Quotes from Farm Reporters and County Ag Agents**

**BARRON-D.B.:** Cool and dry weather is keeping everything at a standstill.

**BURNETT-J.D.:** Spotty rains missed most of our county. Corn is very stressed.

**POLK-C.S.:** Rain is needed immediately to produce modest crops. Hay and pastures have yielded 50 percent of normal. Scattered showers came through Tuesday evening with amounts up to 1.0 inch. Small grain harvest is about two weeks away.

**CLARK-A.K.:** It is dry and getting drier. Crops are holding up very well considering how dry it is but it will not take long now for serious stress to start.

**LANGLADE-A.K.:** Crop conditions are poor. No measureable rain in last 38 days. There is 20-25 percent loss of corn and soybean crop at this point. Second crop hay was very light, some fields were just clipped.

**SHAWANO-T.B.:** All crops are drought stressed, but areas of some fields have reached permanent wilting point and without some rain soon there will be many more dead areas in local crop fields. The field conditions are extremely dry. First crop hay was very good second crop was ok but re-growth is non-existent. Small grain harvest might begin by the end of the week, but so far grain moisture is too high.

**DUNN-S.S.:** There is drought evidence everywhere you look. Starting to see a lot of corn burning especially on lighter ground. Most second crop hay was made with good quality and quantity about 50 percent and less. The cooler weather is helping the lack of moisture, but doing little for the corn. What started out as a good looking season has really turned bad. Some hay is being fed to pasture cattle already. Rain is our most important need right now.

**PORTAGE-D.Z.:** We need moisture badly. Some of the dry land corn will not make it unless we get some rain. Third crop hay is at a standstill due to dryness.

**WAUSHARA-L.K.:** Due to dry conditions a lot of second crop hay has reduced yields otherwise it has good quality. There are not many leafhoppers this year. Wheat and rye are starting to be harvested. Vegetables look good due to irrigation. Sweet corn in the garden is tasseled out.

**FOND DU LAC-R.P.:** It is still very dry here. Second crop hay harvest is continuing. Wheat harvest should start within 10 days. Most oats and peas are being harvested for forage this week.

**SHEBOYGAN-E.P.:** There is a lot of drought stress on corn, oats and soybeans. Crops are in need of rain. Some fields are beyond hope.

**GRANT-R.R.:** The continued cloudy cool weather has really slowed crop development and fieldwork. We need lots of sunny, warm days.


**SAUK-W.J.:** Cool cloudy weather slowed progress with fieldwork all week.

**DODGE-G.R.:** Lack of moisture is the over riding concern for all crops this week. While corn and soybeans show the least stress, alfalfa fields are yet to be cut the second time displaying thinning strands and yellowing bottom leaves. Winter wheat is near harvest readiness; most oat fields are turning. Some corn plants have been seen with curled leaves during mid-day late in the week.

**JEFFERSON-B.K.:** It is very dry. All crops are stressing and hills are showing severe stress. Corn is trying to tassel but combined with cool temperatures it is sitting still. New alfalfa seedlings are totally dormant. Wheat and oats have literally died to ripen. It needs to rain this week to avoid very serious yield losses in all crops.

**WASHINGTON-R.B.:** We need rain, we are losing yields.

**WAUKESHA-R.F.:** Alfalfa quality was good and yield was good. Second crop alfalfa crop is short. It is very dry here. There are severe weeds in some corn and soybean fields.



USDA, NASS, Wisconsin Field Office  
 P.O. Box 8934  
 Madison, WI 53708-8934  
 (608) 224-4848  
<http://www.nass.usda.gov/wi/>

**Robert J. Battaglia**  
 Director

**Craig Christianson**  
 Statistician

This report has been made possible through the cooperative efforts of the U.S. Department of Agriculture, and the Wisconsin Department of Agriculture, Trade and Consumer Protection, and the National Weather Service.

**Wisconsin Weekly Weather, Selected Cities, Ending as of 7:00 a.m. on July 19, 2009**

City	Temperature						Growing degree days (modified base 50) 1/		Precipitation				
	Avg. max.	Avg. min.	High max.	Low min.	Avg.	Avg. dep. from normal *	March 1 to July 18	March 1 to July 18 normal *	Last week	Since June 1	June 1 dep. from normal *	Year to date	Year dep. from normal *
Eau Claire	73	53	79	47	63	-8	1237	1280	0.04	4.01	-2.56	10.32	-6.59
Green Bay	75	53	82	48	64	-6	1112	1169	0.02	3.10	-2.33	13.53	-1.50
La Crosse	76	59	82	53	67	-7	1414	1442	0.03	4.33	-2.13	13.67	-3.85
Madison	74	56	80	49	65	-7	1312	1404	0.41	6.06	-0.25	22.81	5.13
Milwaukee	77	60	86	56	68	-4	1229	n.a.	0.96	6.68	1.02	20.75	2.23

1/Formula used: GDD = (daily maximum (86°) + daily minimum (50°))/2-50°; where 86° is used if the maximum exceeds 86° and 50° is used if the minimum falls below 50°. \*Normal based on 1971-2000 data. Source: NCEP/NOAA Climate Prediction Center <<http://www.cpc.ncep.noaa.gov>>. n.a. = not available. T = trace. Source: USDA, NASS, Wisconsin Field Office.