



# Wisconsin Crop Weather

Compiled by the Wisconsin Agricultural Statistics Service

November 4, 2002

Vol. 02, No. 31

## Cool, Dry Week Accelerates Harvest

A week of dry weather contributed to harvest progress. Precipitation was at trace levels for the week, allowing producers to advance with harvesting of both corn and soybeans. Cold temperatures continued for the third week in a row. Wisconsin averaged 5 to 8 degrees colder than normal. The drier weather was appreciated in the wet, northwestern counties, but harvest still lags due to wet fields. Some producers were trying to harvest early in the morning to avoid equipment getting stuck when fields softened in the afternoon.

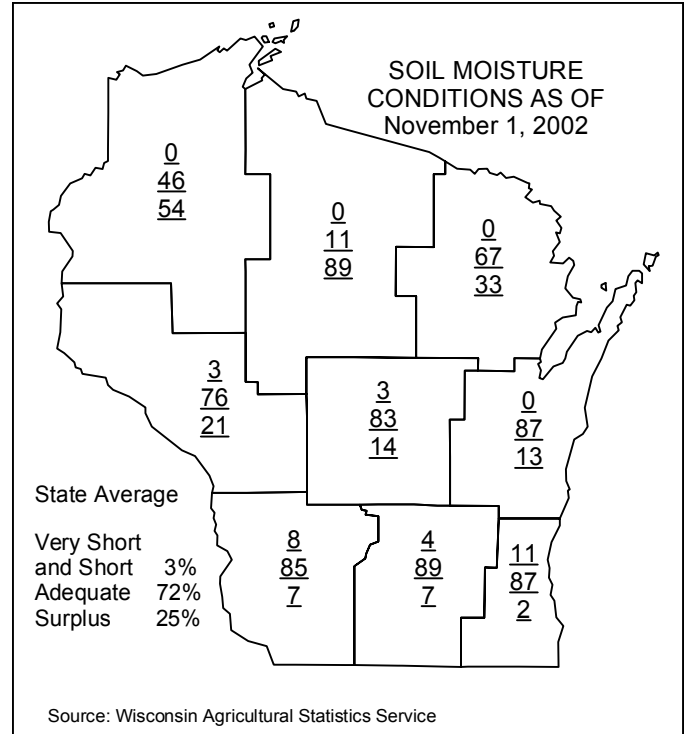
There were an average of 5.2 days suitable for fieldwork in Wisconsin last week. The topsoil moisture was estimated at 3 percent short, 72 percent adequate, and 25 percent surplus. The dry week prompted producers to harvest crops on higher, dry ground and go around the wet spots. Farmers were busy switching from corn and soybean harvest to fall tillage, depending on local conditions. Pasture feed conditions remained satisfactory, and cattle were beginning to be moved to feedyards.

**Corn** harvested for grain advanced 13 percentage points for the week to 49 percent complete. The dry week was welcomed as harvest remains 17 points below the 5-year average of 66 percent. Reported yields are mostly very good. Northern and western counties had excellent yields on fields where they were able to harvest. Southeastern Wisconsin yields were variable due to lack of precipitation at pollination and generally dry conditions during the growing season. Nevertheless, producers are pleasantly surprised at better than anticipated yields.

**Soybean** harvest advanced with producers trying to get beans harvested before any more snow appears. October's wet weather has put soybeans harvested at 78 percent complete, compared to the 5-year average of 94 percent. Soybean yields in the western counties are good to excellent, with Pepin County reporting mostly 50-55 bushel averages, with some farms higher. Some fields were damaged by white mold. Yields in Dodge County were better than expected, but not much better than average.

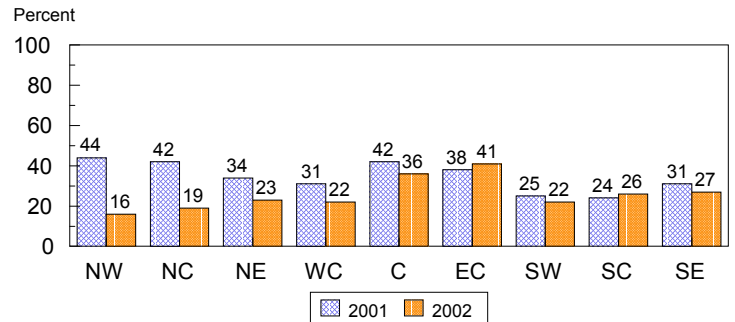
**Hay** harvest continued in scattered areas of the state. Producers want to take advantage of better than average late season growth to offset lower yields early in the season. Quantity and quality of late growth alfalfa has been good to very good.

Early-seeded **winter wheat** in Waupaca County is reported to be good to very good. Late planting of winter wheat continued, but wheat is slow to emerge in the cooler weather. **Fall tillage** was at 25 percent complete compared to the 5-year average of 41 percent. Many farmers were busy trying to get crops harvested and putting tillage on the back burner for the week.



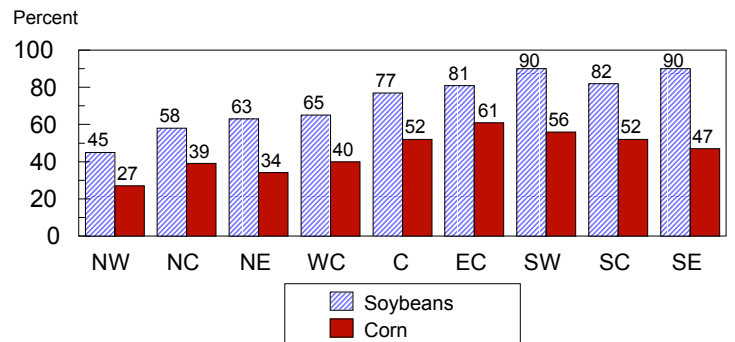
## Fall Tillage Completed in Wisconsin

By District, Nov. 4, 2001 vs. Nov. 3, 2002



## Corn and Soybeans Harvested in Wisconsin

By District, Nov. 3, 2002



## Wisconsin Crop Progress, November 3, 2002

Crop and percent of acreage	District average									State average		
	NW	NC	NE	WC	C	EC	SW	SC	SE	This year	Last year	5-year average
Corn harvested for grain	27	39	34	40	52	61	56	52	47	49	53	66
Soybeans harvested	45	58	63	65	77	81	90	82	90	78	83	94
Fall tillage completed	16	19	23	22	36	41	22	26	27	25	32	41

**Quotes from Farm Reporters and County Ag Agents**

**BAYFIELD-J.M.:** Field conditions are still too wet to resume harvest.

**RUSK-G.P.:** A better week for fieldwork. Fields are still very wet, but able to go in most cases. Soybeans have been priority with the snow scares that we've already had. Yields running 50 bushels per acre with moisture at 14 -15 percent. High moisture corn also coming off; moisture running 28 -32 percent. Yields just average on corn. No corn being dried, and no picking going on yet. Rain, rain, rain is the only way to describe the 2002 growing season.

**CLARK-R.T.:** Fields still very wet. Soybean combining moving along, while corn shows slow progress. Also some chopping of corn silage occurring and small amount of plowing has been done.

**SHAWANO-B.R.:** Cool weather, without frosty nights, has kept corn and bean moisture high. Predictions are for hard frost each evening this week, which should take the moisture down. Fields have firmed up some this week, allowing machines into them again.

**BUFFALO-R.S.:** Combining soybeans started again; was too wet. Corn is still at 20 percent moisture, but drying it so we can get to stalk chopping and seeding winter wheat. Ground has been freezing during the night.

**PEPIN-R.C.:** Soybean yields are even better than most expected. Lots of 50-55 bushel averages. One large farm averaged 61 bushels per acre! Corn yields are also good with top numbers averaging 200 bushels per acre and lots of fields at 170-180 bushels. The ground is still wet, but a few days with no rain has helped a lot. Corn moisture is still high.

**ST. CROIX-L.M.:** Corn and soybean harvest continues. Many are trying to harvest wet ground early in the morning. By the afternoon, the ground will not carry the combines. Some fall tillage is occurring.

**WAUPACA-G.K.:** Corn and beans are both yielding above normal. Moisture is a little above normal because of consistent moisture and humidity. More drying will be required because of urgency to get the crops off. Winter wheat looks good on most fields. Overall, hay, corn, and beans are above average for the season.

**WAUSHARA-L.K.:** Excellent yields for corn and soybeans. In some fields, corn moisture down to 20 percent or less. Winter

wheat looks very good.

**BROWN-D.S.:** Yields are quite variable across the county, dependent on planting dates and rainfall. Overall, things looking better than expected.

**MANITOWOC-D.S.:** Winter wheat doing well with light rains and snow. Corn yielding better than expected. Last year we had a 33 percent corn deficit, and this year a 20 percent surplus. Acreage stayed the same. Growing season above average, overall.

**IOWA-S.M.:** Has been a week of switching combine heads. Farmers trying to finish soybeans. Corn yields have varied between 80 to 200 bushels per acre. Moisture and test weights are all over. Winter wheat looks good.


**LAFAYETTE-L.W.:** Corn is yielding 30 to 250 bushels per acre. Soybeans are 20 to 65 bushels per acre. Most producers are pleasantly surprised with their yields.

**COLUMBIA-R.S.:** The cycle of drying and then rain on the soybeans has caused more than normal bean splitting.

**ROCK-C.H.:** Hay supply is short in this area. Short on real good hay. Some hay down, but will not dry soon.

**WASHINGTON-L.K.:** Soybeans have been yielding in the 40's. Have not started corn yet; maybe at the end of the week, weather permitting. More ears continue to drop as we speak, but I need to finish the beans. Doing some tillage and some hay being baled yet. Quality is fairly good; seems the grassy stuff is yielding very well. There are still a number of acres of beans left to be harvested in this county. High moisture corn is in full swing. Last wheat that was planted has yet to come up. It's been too cold at this point. Hopefully, it will still emerge.

**WAUKESHA-R.F.:** Wet combining, corn standing well, very colorful Halloween ghosts.



Wisconsin Agricultural Statistics Service  
 P.O. Box 8934  
 Madison, WI 53708-8934  
 (608) 224-4848  
<http://www.nass.usda.gov/wi/rfsetoc.htm>

**Robert J. Battaglia**  
State Statistician

**Bob Hunter**  
Statistician

This report has been made possible through the cooperative efforts of the U.S. Department of Agriculture, and the Wisconsin Department of Agriculture, Trade and Consumer Protection, and the National Weather Service.

**Wisconsin Weekly Weather, Selected Cities, Ending as of 7:00 a.m. on November 3, 2002**

City	Temperature						Growing degree days (modified base 50) 1/		Precipitation			
	Avg. max.	Avg. min.	High max.	Low min.	Avg.	Avg dep. from normal*	Mar. 1 to Oct. 19	Mar. 1 to Oct. 19 normal *	Last week	Since Sept. 1	Sept. 1 dep. from normal*	Year to date
Eau Claire	43	29	49	22	36	-5	2870	2545	0.00	10.89	4.78	38.80
Green Bay	45	29	49	23	37	-5	2616	2405	0.00	5.46	0.06	26.32
La Crosse	44	29	50	23	37	-7	3160	2880	0.06	7.05	1.37	29.74
Madison	43	27	46	22	35	-8	2903	2837	0.05	4.84	-0.59	24.50
Milwaukee	44	34	47	26	39	-7	2982	n.a.	0.00	4.50	-1.42	25.12

1/Formula used: GDD = (daily maximum (86°) + daily minimum (50°))/2-50°; where 86° is used if the maximum exceeds 86° and 50° is used if the minimum falls below 50°. \*Normal based on 1961-90 data. Source: NCEP/NOAA Climate Prediction Center <<http://www.cpc.ncep.noaa.gov>>. N.a. = not available. T = trace.