



# Wisconsin Crop Weather

Compiled by the Wisconsin Agricultural Statistics Service

November 5, 2001

Vol. 01, No. 32

## Harvesting Surprises

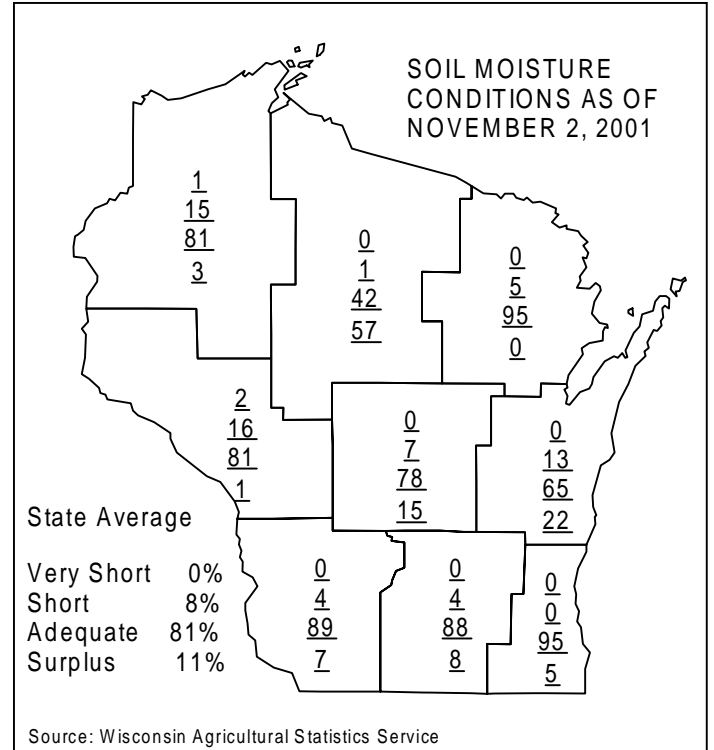
Last week's temperatures were 6-8 degrees above normal. This warm and relatively dry weather allowed for harvest, tillage, and manure spreading to continue with little delay throughout most of Wisconsin. Scattered rains did slow harvest in some areas. A few pleasantly-surprised farmers are reporting some corn and soybean fields with their best yields ever. However the majority of the reports indicate harvest yields are variable, depending on soil type, field location, and management practices. The soil moisture was reported 8% short, 81% adequate, and 11% surplus. There were 5.5 days suitable for fieldwork last week.

**Corn** harvested for grain was 56% complete, compared to 74% last year, and 65% for the 5-year average. Some farmers are still reporting the desire to wait until the moisture level drops, while others are harvesting grain with moisture levels in the high-teens to low-twenties. A Dodge County farmer reported high corn moisture levels have been great for ensiling, poor for grain. As harvest continues, farmers are reporting scattered fields of lodged corn due to wind and corn borers, while others are reporting corn standing well.

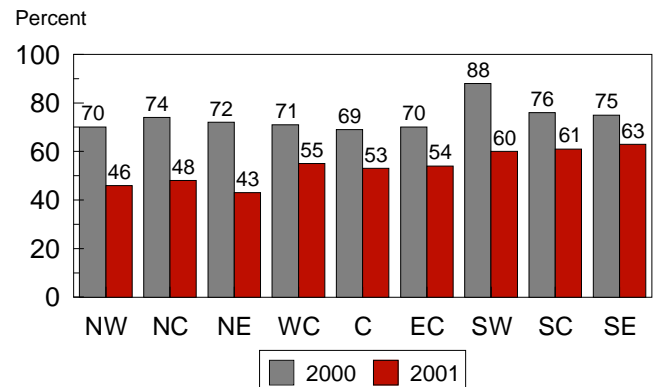
**Soybean** harvest reached 85% complete, compared to 99% last year, and 95% for the 5-year average. Reports across the state noted soybean yields in the 10-50 bushel per acre range. A Sheboygan County farmer reported field losses are on the rise in that region.

Grasses are still growing with the warm weather, providing extended **pasture** time according to an Oneida County reporter. **Rye** and **winter wheat** continue to prosper with the warm fall weather throughout the state. A Wood County farmer reported **cranberry** harvest finishing.

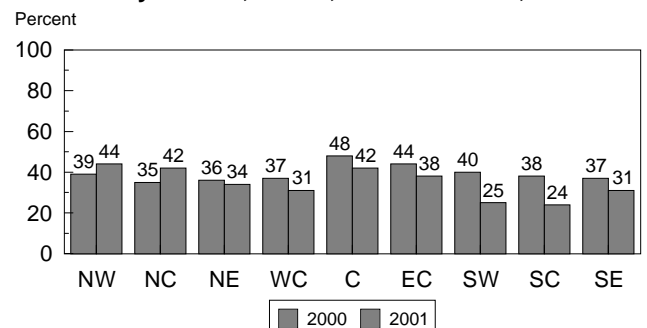
**Fall tillage** continued last week with 33% complete, compared to 39% last year, and 44% for the 5-year average. Tillage progress was dependant on the amount of rain a region saw last week; scattered locations are reporting the soil too wet to work.



## Corn Harvested for Grain in Wisconsin By District, Nov. 5, 2000 vs. Nov. 4, 2001



## Fall Tillage Completed in Wisconsin By District, Nov. 5, 2000 vs. Nov. 4, 2001



Source: Wisconsin Agricultural Statistics Service



## Wisconsin Crop Progress, November 4, 2001

Crop and percent of acreage	District average									State average		
	NW	NC	NE	WC	C	EC	SW	SC	SE	This year	Last year	5-year average
Corn hvstd. for grain	46	48	43	55	53	54	60	61	63	56	74	65
Soybean harvested	84	87	80	85	84	80	90	85	87	85	99	95
Fall tillage	44	42	34	31	42	38	25	24	31	33	39	44

**Quotes from Farm Reporters and County Ag Agents**

**RUSK-G.P.:** Soybean harvest is winding down, some yields as high as 60 bushels per acre, but most around 40 bushels per acre. Corn is running 20 bushels per acre below last year, with most yields in the 120-140 bushel range. Fall tillage continues at a good pace. Most corn continues as high moisture, with only a little coming off for dry corn. Good drying conditions here at the end of the week.

**WASHBURN-R.H.:** Picking ear corn now, some of the best I have ever raised. Ears are all large, and filled to the end. Lots of bear and crow damage. Growing season was so variable, but still some of the best crops ever. It was great.

**LINCOLN-F.O.:** Soybeans are yielding about 40 bushels per acre, and corn about 120 bushels per acre. Corn moisture is about 23 percent. Winter wheat and rye are all planted and doing well. Wet and cold weather in May and June delayed crops early. Drought in July and August resulted in cobs not filling completely. Hay yielded well.

**ONEIDA-P.L.:** The rye and winter wheat are doing well, despite some late seeding dates. Grasses are still growing and providing some extended pasture time. Moisture has been light.

**LANGLADE-A.K.:** Corn and bean yields vary due to soil type and management. Pleasantly surprised with my corn and bean yields.

**SHAWANO-J.S.:** Corn harvest now in full swing. Yields highly variable, but average yield will be down about 25-30 percent from last year. Rains stopped harvesting operations Tuesday.

**PIERCE-C.T.:** Glorious week for harvest, tillage, or spreading manure. Corn harvesting at 19 percent moisture.

**ST CROIX-L.M.:** Corn yielding much better than expected, given the dry period this summer. Nice days for harvesting. We could use rain.

**MARQUETTE-K.V.:** Corn yields are down with many in the 70-120 bushel range. Soybeans range from 14-40 bushels, with the yields very depressed on sandy soils.

**WOOD-F.M.:** Great weather to dry corn to harvest for high moisture. Did some Thursday, was at 29 percent, too high for harvester storage. Fall tillage and manure hauling going well. Cranberry harvest finishing on time.

**BROWN-O.G.:** Some good corn yields and some not so good, same with beans. No problem with soft fields.

**IOWA-S.M.:** Soybean harvest is almost complete. Yields were average 40-42 bushels per acre. Corn harvest is going well, almost 40 percent complete; excellent yields, will surprise people.

**SAUK-C.N.:** Corn yields are all over the board ranging from just under 100 bushels to over 200 bushels, depending on soil types and growing season moisture. Soybeans seem to be in the 50 bushel plus-range so far.

**DODGE-G.R.:** Saturated soil was everywhere until several days of strong winds dried fields up enough for harvesting to resume. Combines began gobbling up acres of soybeans at midweek. Yields around 35 bushels per acre. Corn coming off slowly. High moisture levels good for ensiling, poor for grain.

**JEFFERSON-J.M.:** Good harvest progress this week. A few sprinkles stopped bean harvest briefly, but corn harvest continued. Winter wheat looks good.

**RACINE-L.F.:** Corn is hard to harvest because of twisted or down stalks, taking it slow and easy.

**WASHINGTON-L.K.:** Most all wheat is looking alright, just the last planted wheat is not up yet. Soybeans are somewhat disappointing. Scaled dry yields are in the low to mid-30 bushels per acre. There have been a few 27 bushels per acre. Had my first planted field before the rains this Spring, ran 51 bushels per acre. It will be tough to hit an average above 35 bushels per acre. At this time, we are about 95 percent done with beans. Corn is alright up to now. We have only shelled about 50 acres total out of 600 acres, and the yields calculated to 15 percent moisture have been about 136 bushel per acre. The wind has taken a toll with some dropped ears and downed stalks. There is also some corn borer damage to be found, but not in every field. The year 2001 is shaping up to be a little less than average.



Wisconsin Agricultural Statistics Service  
P.O. Box 8934  
Madison, WI 53708-8934  
(608) 224-4848  
<http://www.nass.usda.gov/wi/rfsetoc.htm>

**Robert J. Battaglia**  
State Statistician

**Angela Byers-Krantz**  
Statistician

This report has been made possible through the cooperative efforts of the U.S. Department of Agriculture, and the Wisconsin Department of Agriculture, Trade and Consumer Protection, and the National Weather Service.

**Wisconsin Weekly Weather, Selected Cities, Ending as of 7:00 a.m. on November 4, 2001**

City	Temperature						Growing degree days (modified base 50) 1/		Precipitation			
	Avg. max.	Avg. min.	High max.	Low min.	Avg.	Avg dep. from normal*	Mar. 1 to Sept. 29	Mar. 1 to Sept. 29 normal *	Last week	Since Sept. 1	Sept. 1 dep. from normal*	Year to date
Eau Claire	60	38	69	27	49	8	2,641	2,425	0.15	4.78	-1.76	32.77
Green Bay	57	38	64	28	48	6	2,519	2,289	0.23	4.09	-1.83	24.75
La Crosse	62	42	73	35	52	8	2,849	2,731	0.09	7.04	0.87	29.49
Madison	60	41	65	33	50	7	2,682	2,686	0.02	8.16	2.42	35.78
Milwaukee	60	44	68	31	52	7	2,677	n.a.	0.02	8.91	2.89	34.47

1/Formula used: GDD = (daily maximum (86°) + daily minimum (50°))/2-50°; where 86° is used if the maximum exceeds 86° and 50° is used if the minimum falls below 50°. \*Normal based on 1961-90 data. Source: NCEP/NOAA Climate Prediction Center <<http://www.cpc.ncep.noaa.gov>>. N.a. = not available. T = trace.