



**United States Department of Agriculture  
National Agricultural Statistics Service**

# South Carolina Crop Progress and Condition Report



**Cooperating with the South Carolina Department of Agriculture**  
Southern Region, South Carolina Field Office · 208G Wholesale Lane · West Columbia, SC 29172 · (706) 713-5400  
[www.nass.usda.gov](http://www.nass.usda.gov)

This report contains data collected each week from respondents across the state whose occupations provide them opportunities to discuss agricultural production with farmers in their counties as well as to make visual observations. We thank all who have contributed to this report.

June 6, 2022

Media Contact: Jacqueline Moore

## General

According to the National Agricultural Statistics Service in South Carolina, there were 6.2 days suitable for fieldwork for the week ending Sunday, June 5, 2022. Precipitation ranged from no rain to 2.3 inches of rain. Average high temperatures ranged from the mid 70s to the high 90s. Average low temperatures ranged from the low 60s to the mid 70s.

## Crops

Sporadic rainfall and scattered showers helped provide some relief to dry fields throughout the state. Producers continued to run irrigation for their crops as needed. Some early fungicides were being applied to peanuts. Many producers completed or were finishing up planting peanuts and cotton with some cotton beginning to square. Producers noted that most early planted corn had begun silking. Most hay producers were completed or finishing up their first cutting of hay while winter wheat harvest progressed nicely. Soybean planting progress increased considerably last week, with many producers taking advantage of more favorable soil conditions. Peach harvest continued to progress at a good pace.

## Livestock and Pastures

Cattle and pasture and range conditions remained in mostly fair to good condition.

## Crop Progress for Week Ending 06/05/22

Crop stage	Prev year (percent)	Prev week (percent)	This week (percent)	5 Year avg (percent)
Corn - Silking.....	22	2	23	23
Cotton - Planted.....	89	81	92	89
Cotton - Squaring.....	0	0	1	2
Hay - 1st Cutting.....	82	73	81	73
Peaches - Harvested .....	16	11	17	14
Peanuts - Planted .....	94	80	92	93
Soybeans - Planted .....	82	49	67	62
Soybeans - Emerged .....	68	23	40	43
Winter wheat - Harvested ..	41	12	32	30

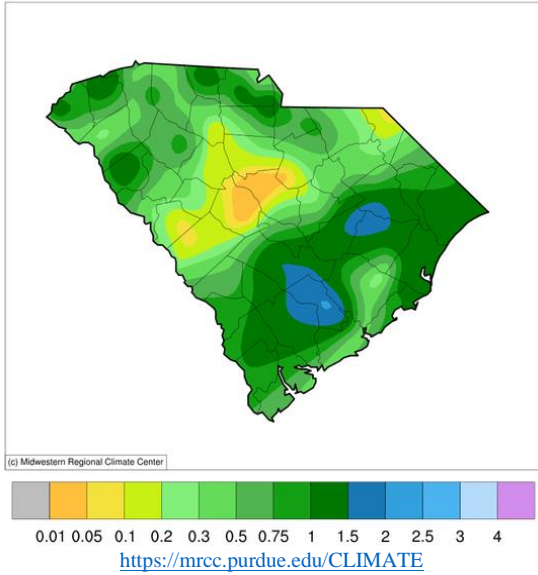
## Conditions for Week Ending 06/05/22

Crop	Very poor (percent)	Poor (percent)	Fair (percent)	Good (percent)	Excellent (percent)
Cattle.....	1	2	20	60	17
Corn .....	1	4	25	58	12
Cotton.....	0	0	49	50	1
Pasture and range .....	1	16	38	38	7
Peaches .....	2	4	8	77	9
Peanuts .....	0	0	3	78	19
Tobacco.....	1	5	25	50	19
Winter wheat.....	3	7	28	56	6

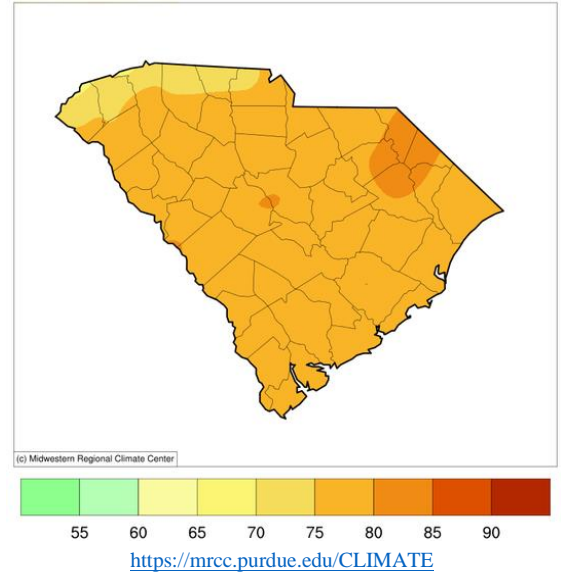
## Soil Moisture for Week Ending 06/05/22

Topsoil	Previous week (percent)	This week (percent)
Very short .....	15	20
Short.....	45	32
Adequate .....	38	46
Surplus .....	2	2
Subsoil	Previous week (percent)	This week (percent)
Very short .....	4	11
Short.....	49	45
Adequate .....	46	42
Surplus .....	1	2

**Accumulated Precipitation (in)**  
May 30, 2022 to June 05, 2022



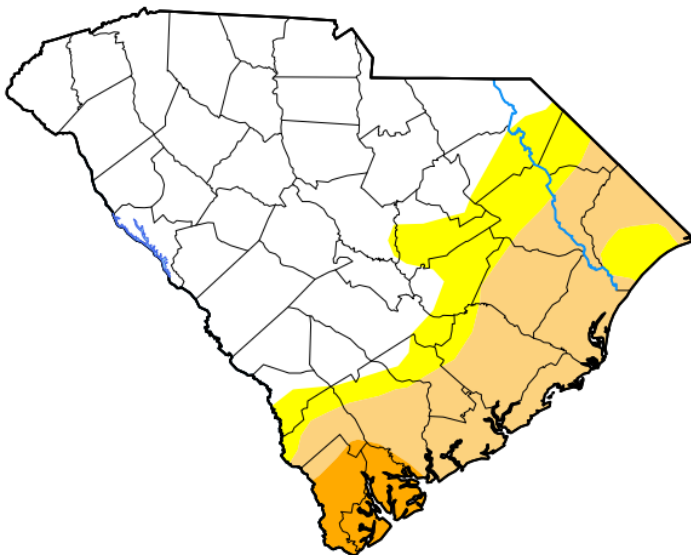
**Average Temperature (°F)**  
May 30, 2022 to June 05, 2022



For the state's complete Weekly Weather Summary [http://www.dnr.sc.gov/climate/sco/ClimateData/cli\\_reports\\_2022.php](http://www.dnr.sc.gov/climate/sco/ClimateData/cli_reports_2022.php)

## U.S. Drought Monitor South Carolina

**May 31, 2022**  
(Released Thursday, Jun. 2, 2022)  
Valid 8 a.m. EDT



*Drought Conditions (Percent Area)*

	None	D0-D4	D1-D4	D2-D4	D3-D4	D4
<b>Current</b>	60.66	39.34	25.73	3.95	0.00	0.00
<b>Last Week</b> <i>05-24-2022</i>	51.10	48.90	25.73	3.95	0.00	0.00
<b>3 Months Ago</b> <i>03-01-2022</i>	31.07	68.93	23.04	0.00	0.00	0.00
<b>Start of Calendar Year</b> <i>01-04-2022</i>	51.78	48.22	31.63	7.87	0.00	0.00
<b>Start of Water Year</b> <i>09-28-2021</i>	98.41	1.59	0.00	0.00	0.00	0.00
<b>One Year Ago</b> <i>06-01-2021</i>	27.77	72.23	35.14	20.77	0.00	0.00

**Intensity:**

- None
- D0 Abnormally Dry
- D1 Moderate Drought
- D2 Severe Drought
- D3 Extreme Drought
- D4 Exceptional Drought

*The Drought Monitor focuses on broad-scale conditions. Local conditions may vary. For more information on the Drought Monitor, go to <https://droughtmonitor.unl.edu/About.aspx>*

**Author:**

Curtis Riganti  
National Drought Mitigation Center



[droughtmonitor.unl.edu](http://droughtmonitor.unl.edu)