



**United States Department of Agriculture
National Agricultural Statistics Service**

South Carolina Crop Progress and Condition Report



Cooperating with the South Carolina Department of Agriculture
Southern Region, South Carolina Field Office · 208G Wholesale Lane · West Columbia, SC 29172 · (706) 713-5400
www.nass.usda.gov

This report contains data collected each week from respondents across the state whose occupations provide them opportunities to discuss agricultural production with farmers in their counties as well as to make visual observations. We thank all who have contributed to this report.

September 20, 2021

Media Contact: Jacqueline Moore

General

According to the National Agricultural Statistics Service in South Carolina, there were 5.7 days suitable for fieldwork for the week ending Sunday, September 19, 2021. Precipitation ranged from little rain to 6.7 inches. Average high temperatures ranged from the low 70s to the low 90s. Average low temperatures ranged from the low 60s to the mid 70s.

Crops

Mild temperatures and limited rainfall across much of the state benefitted many crops. Facilitated by drier conditions, the corn harvest continued to make up for prior delays and is nearing completion. Cotton bolls opened rapidly and are now tracking ahead of last year's crop. The digging and harvesting of peanuts also progressed well in the dry conditions. Soybeans nearly completed setting pods and continued to drop their leaves. Some reports of kudzu bugs on soybeans persisted. Much of the summer vegetable crops have now finished up and fall crops are being established.

Livestock and Pastures

Pasture remained in mostly good condition with reports of armyworms in some fields continuing. Cattle remained in mostly good condition.

Crop Progress for Week Ending 09/19/21

Crop stage	Prev year (percent)	Prev week (percent)	This week (percent)	5 Year avg (percent)
Corn - Harvested	84	79	85	90
Cotton - Bolls Opening.....	36	36	45	57
Cotton - Harvested.....	0	0	0	2
Hay - 3rd Cutting.....	45	20	42	NA
Peanuts - Dug.....	14	4	12	NA
Peanuts - Harvested	7	1	5	7
Soybeans - Setting Pods ...	74	73	82	85
Soybeans - Dropping				
Leaves.....	12	4	8	10
Tobacco - Harvested	94	88	95	96

(NA) Not available.

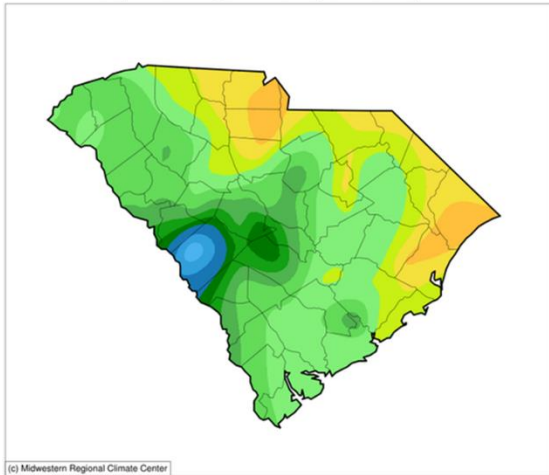
Conditions for Week Ending 09/19/21

Crop	Very poor (percent)	Poor (percent)	Fair (percent)	Good (percent)	Excellent (percent)
Cattle.....	1	3	6	77	13
Cotton.....	0	0	16	68	16
Pasture and range	0	4	20	66	10
Peanuts	0	0	8	78	14
Soybeans	0	0	10	70	20

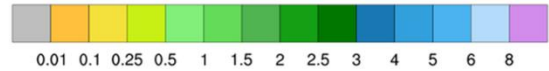
Soil Moisture for Week Ending 09/19/21

Topsoil	Previous week (percent)	This week (percent)
Very short	2	4
Short.....	21	29
Adequate	74	64
Surplus	3	3
Subsoil	Previous week (percent)	This week (percent)
Very short	1	2
Short.....	16	25
Adequate	81	71
Surplus	2	2

Accumulated Precipitation (in)
September 13, 2021 to September 19, 2021

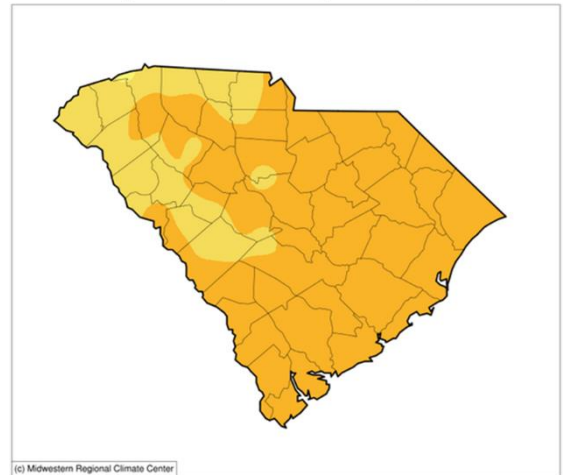


(c) Midwestern Regional Climate Center

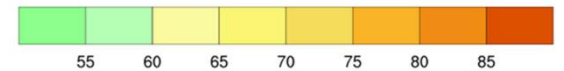


<http://mrcc.isws.illinois.edu/CLIMATE/>

Average Temperature (°F)
September 13, 2021 to September 19, 2021



(c) Midwestern Regional Climate Center

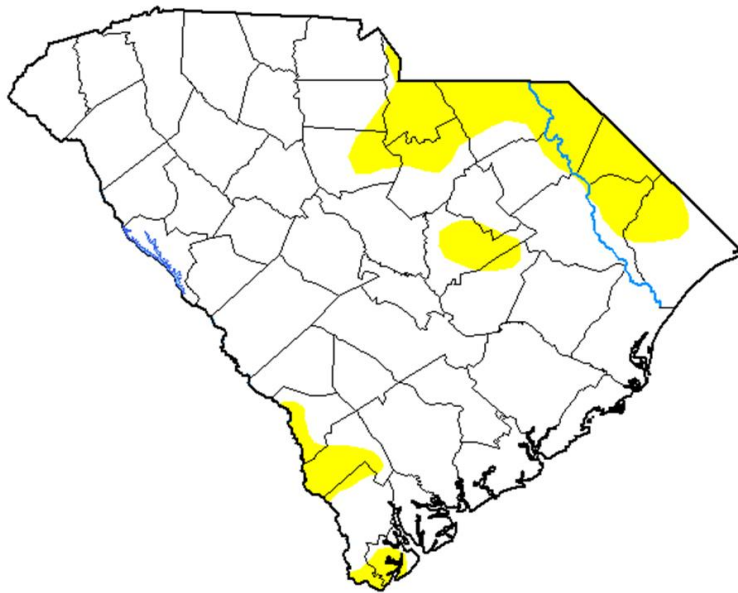


<http://mrcc.isws.illinois.edu/CLIMATE/>

For the state's complete Weekly Weather Summary http://www.dnr.sc.gov/climate/sco/ClimateData/cli_reports_2021.php

U.S. Drought Monitor South Carolina

September 14, 2021
(Released Thursday, Sep. 16, 2021)
Valid 8 a.m. EDT



Drought Conditions (Percent Area)

	None	D0-D4	D1-D4	D2-D4	D3-D4	D4
Current	85.07	14.93	0.00	0.00	0.00	0.00
Last Week 09-07-2021	83.89	16.11	0.00	0.00	0.00	0.00
3 Months Ago 06-15-2021	60.66	39.34	15.30	0.61	0.00	0.00
Start of Calendar Year 12-29-2020	86.70	13.30	0.00	0.00	0.00	0.00
Start of Water Year 09-29-2020	99.42	0.58	0.00	0.00	0.00	0.00
One Year Ago 09-15-2020	75.33	24.67	0.00	0.00	0.00	0.00

Intensity:

- None
- D0 Abnormally Dry
- D1 Moderate Drought
- D2 Severe Drought
- D3 Extreme Drought
- D4 Exceptional Drought

The Drought Monitor focuses on broad-scale conditions. Local conditions may vary. For more information on the Drought Monitor, go to <https://droughtmonitor.unl.edu/About.aspx>

Author:

Brad Rippey
U.S. Department of Agriculture



droughtmonitor.unl.edu