



**United States Department of Agriculture
National Agricultural Statistics Service**

South Carolina Crop Progress and Condition Report



Cooperating with the South Carolina Department of Agriculture
Southern Region, South Carolina Field Office · 208G Wholesale Lane · West Columbia, SC 29172 · (706) 713-5400
www.nass.usda.gov

This report contains data collected each week from respondents across the state whose occupations provide them opportunities to discuss agricultural production with farmers in their counties as well as to make visual observations. We thank all who have contributed to this report.

August 2, 2021

Media Contact: Jacqueline Moore

General

According to the National Agricultural Statistics Service in South Carolina, there were 6.6 days suitable for fieldwork for the week ending Sunday, August 1, 2021. Precipitation ranged from no rain to 4.0 inches. Average high temperatures ranged from the high 80s to the high 90s. Average low temperatures ranged from the high 60s to the low 80s.

Crops

Most areas of the state experienced a return to hot and humid conditions more typical for this time of year. Regularly occurring showers in many areas allowed soil moisture to remain in good shape. Disease pressure caused by high humidity continued to be reported in the Midlands and Lowcountry. Early corn was reported to be drying down quickly due to the high heat this week. Cotton, soybeans, and peanuts all remained in mostly good condition, despite the high heat and humidity.

Most of the spring and summer vegetable crops are now complete or are nearing completion, although tomatoes, squash, zucchini, cucumbers, and sweet corn are still being harvested. More fall brassicas, cucurbits and tomatoes were planted this past week, while other producers continue to finalize their plans for fall vegetable production.

Livestock and Pastures

High heat was balanced by moderate rains which maintained pasture and range conditions. Cattle remained in mostly good condition.

Crop Progress for Week Ending 08/01/21

Crop stage	Prev year (percent)	Prev week (percent)	This week (percent)	5 Year avg (percent)
Corn - Mature	50	40	51	50
Cotton - Squaring.....	79	86	94	88
Cotton - Setting Bolls	45	57	66	56
Hay - 2nd Cutting.....	80	54	63	55
Peaches - Harvested	89	73	82	77
Peanuts - Pegging	89	85	92	88
Soybeans - Blooming.....	39	44	60	42
Soybeans - Setting Pods ...	14	9	16	10
Tobacco - Topped.....	90	75	91	91
Tobacco - Harvested	31	25	34	33

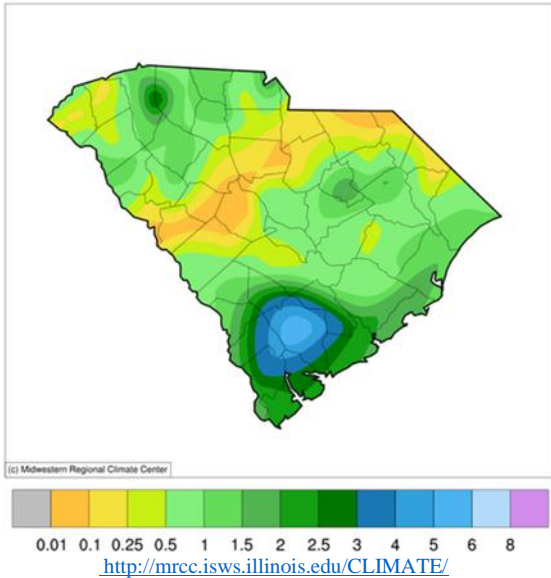
Conditions for Week Ending 08/01/21

Crop	Very poor (percent)	Poor (percent)	Fair (percent)	Good (percent)	Excellent (percent)
Cattle	0	1	23	73	3
Corn	0	1	10	73	16
Cotton.....	0	0	20	74	6
Pasture and range	0	1	24	71	4
Peanuts	0	0	3	91	6
Soybeans	0	0	4	90	6
Tobacco.....	0	0	7	86	7

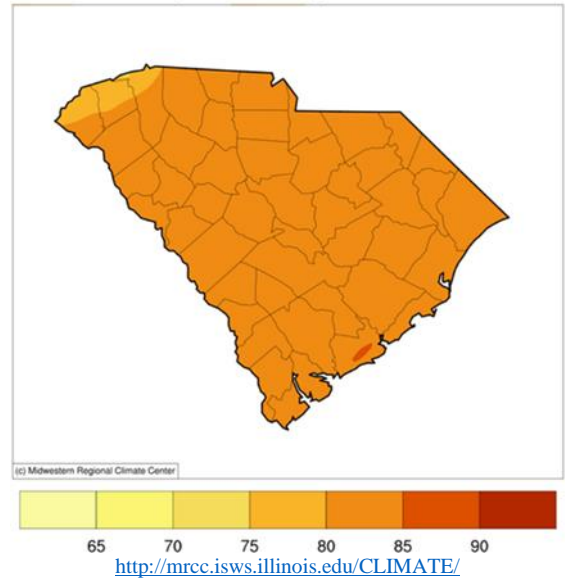
Soil Moisture for Week Ending 08/01/21

Topsoil	Previous week (percent)	This week (percent)
Very short	0	0
Short.....	3	15
Adequate	84	76
Surplus	13	9
Subsoil	Previous week (percent)	This week (percent)
Very short	0	0
Short.....	2	6
Adequate	98	86
Surplus	0	8

Accumulated Precipitation (in)
July 26, 2021 to August 01, 2021

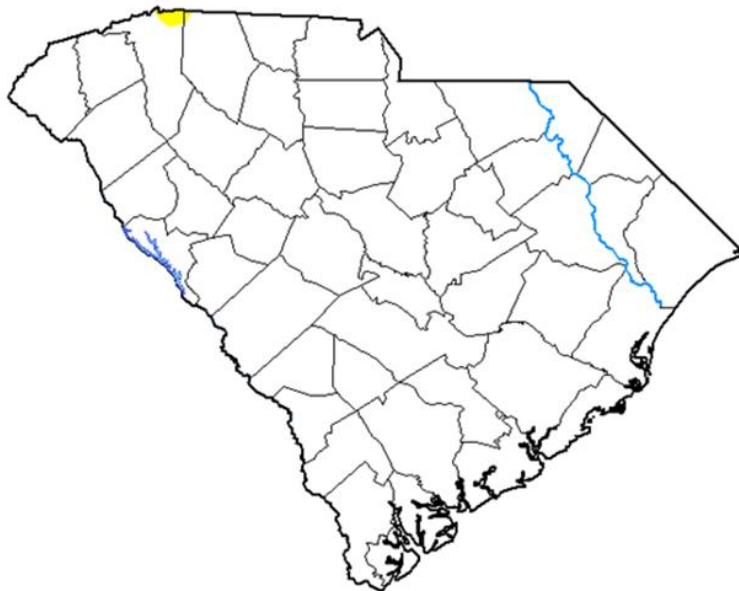


Average Temperature (°F)
July 26, 2021 to August 01, 2021



For the state's complete Weekly Weather Summary http://www.dnr.sc.gov/climate/sco/ClimateData/cli_reports_2021.php

U.S. Drought Monitor South Carolina



July 27, 2021

(Released Thursday, Jul. 29, 2021)

Valid 8 a.m. EDT

Drought Conditions (Percent Area)

	None	D0-D4	D1-D4	D2-D4	D3-D4	D4
Current	99.81	0.19	0.00	0.00	0.00	0.00
Last Week 07-20-2021	94.48	5.52	0.00	0.00	0.00	0.00
3 Months Ago 04-27-2021	19.71	80.29	0.00	0.00	0.00	0.00
Start of Calendar Year 12-29-2020	86.70	13.30	0.00	0.00	0.00	0.00
Start of Water Year 09-29-2020	99.42	0.58	0.00	0.00	0.00	0.00
One Year Ago 07-28-2020	84.33	15.67	0.13	0.00	0.00	0.00

Intensity:

- None
- D0 Abnormally Dry
- D1 Moderate Drought
- D2 Severe Drought
- D3 Extreme Drought
- D4 Exceptional Drought

The Drought Monitor focuses on broad-scale conditions. Local conditions may vary. For more information on the Drought Monitor, go to <https://droughtmonitor.unl.edu/About.aspx>

Author:

Brad Rippey
U.S. Department of Agriculture



droughtmonitor.unl.edu