



**United States Department of Agriculture
National Agricultural Statistics Service**

South Carolina Crop Progress and Condition Report



Cooperating with the South Carolina Department of Agriculture
Southern Region, South Carolina Field Office · 208G Wholesale Lane · West Columbia, SC 29172 · (706) 713-5400
www.nass.usda.gov

This report contains data collected each week from respondents across the state whose occupations provide them opportunities to discuss agricultural production with farmers in their counties as well as to make visual observations. We thank all who have contributed to this report.

June 7, 2021

Media Contact: Jacqueline Moore

General

According to the National Agricultural Statistics Service in South Carolina, there were 5.1 days suitable for fieldwork for the week ending Sunday, June 6, 2021. Precipitation ranged from trace amounts of rain to 5.5 inches. Average high temperatures ranged from the mid 70s to the high 80s. Average low temperatures ranged from the high 50s to the low 70s.

Crops

Scattered showers and varying amounts of rainfall provided slight relief to the hot and dry conditions in some parts of the state. Some dryland corn producers reported parts of the crop were too far gone for the rain to turn it around. Heavy irrigation continued to be used on corn as it moved into the tasseling phase. Wheat harvesting in the Lowcountry was slowed slightly by the rain, while the improved soil moisture benefitted the corn, cotton, and peanuts. Some cotton and peanut producers were able to spray weed control applications. Soybean planting activities continued around the rain events.

Tomato harvesting was expected to begin soon in the Lowcountry.

Livestock and Pastures

Slow pasture growth was reported in the Upstate region due to ongoing dry conditions. Cattle remained in mostly good condition.

Crop Progress for Week Ending 06/06/21

Crop stage	Prev year	Prev week	This week	5 Year avg
	(percent)	(percent)	(percent)	(percent)
Corn - Silking.....	19	1	25	28
Cotton - Planted.....	82	85	90	89
Cotton - Squaring.....	3	0	0	2
Hay - 1st Cutting.....	81	67	85	74
Peaches - Harvested	22	7	18	16
Peanuts - Planted	90	89	95	93
Soybeans - Planted	53	73	83	60
Soybeans - Emerged	39	54	70	40
Tobacco - Topped.....	0	NA	1	2
Winter wheat - Harvested ..	17	21	44	30

(NA) Not available.

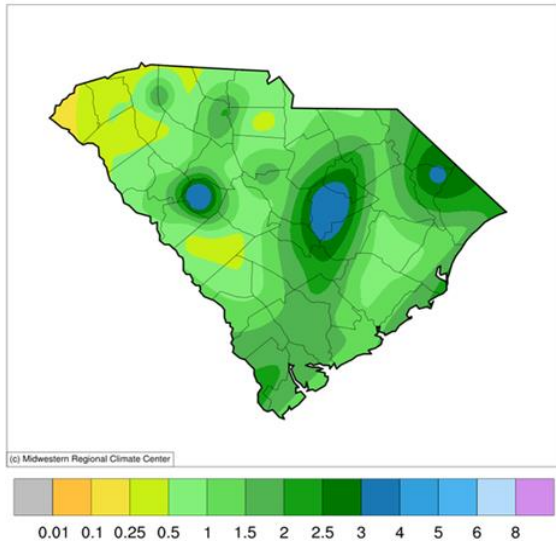
Conditions for Week Ending 06/06/21

Crop	Very poor	Poor	Fair	Good	Excellent
	(percent)	(percent)	(percent)	(percent)	(percent)
Cattle.....	1	4	19	66	10
Corn.....	4	15	30	47	4
Cotton.....	1	17	20	57	5
Pasture and range....	6	16	38	34	6
Peaches.....	0	2	12	63	23
Peanuts.....	1	4	34	55	6
Soybeans.....	1	5	29	62	3
Tobacco.....	5	6	8	76	5
Winter wheat.....	1	13	25	52	9

Soil Moisture for Week Ending 06/06/21

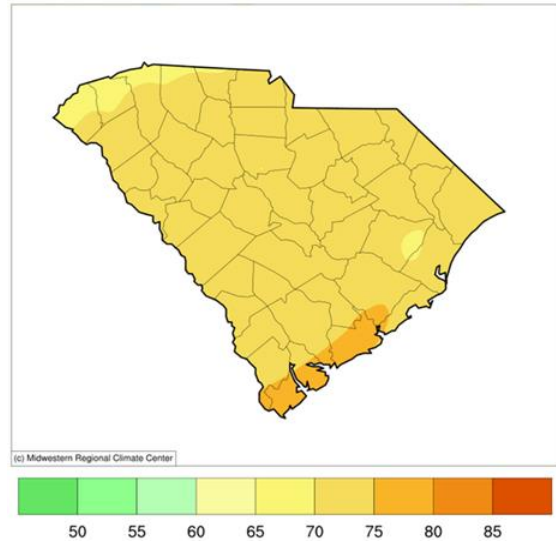
Topsoil	Previous week	This week
	(percent)	(percent)
Very short.....	25	4
Short.....	41	22
Adequate.....	33	71
Surplus.....	1	3
Subsoil	Previous week	This week
	(percent)	(percent)
Very short.....	16	4
Short.....	37	27
Adequate.....	46	66
Surplus.....	1	3

Accumulated Precipitation (in)
May 31, 2021 to June 06, 2021



<http://mrcc.isws.illinois.edu/CLIMATE/>

Average Temperature (°F)
May 31, 2021 to June 06, 2021

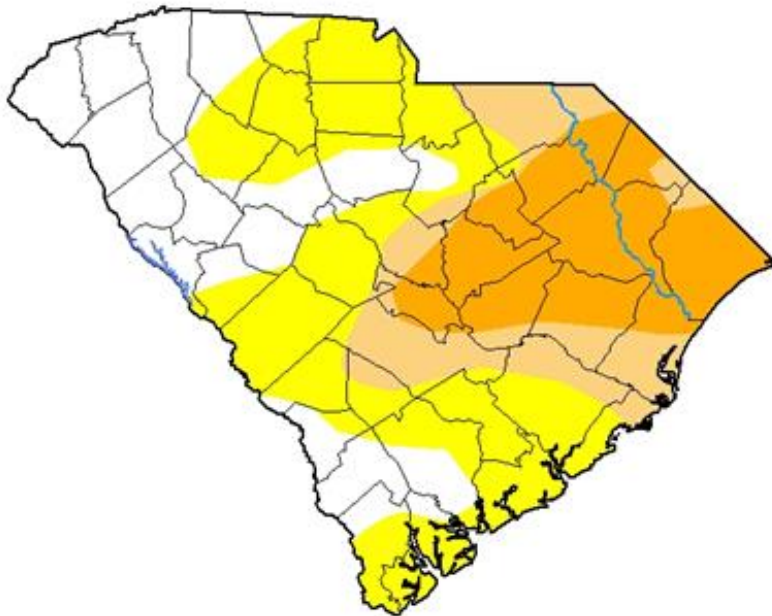


<http://mrcc.isws.illinois.edu/CLIMATE/>

For the state's complete Weekly Weather Summary http://www.dnr.sc.gov/climate/sco/ClimateData/cli_reports_2021.php

U.S. Drought Monitor South Carolina

June 1, 2021
(Released Thursday, Jun. 3, 2021)
Valid 8 a.m. EDT



Drought Conditions (Percent Area)

	None	D0-D4	D1-D4	D2-D4	D3-D4	D4
Current	27.77	72.23	35.14	20.77	0.00	0.00
Last Week 05-25-2021	54.37	45.63	28.27	0.00	0.00	0.00
3 Months Ago 03-02-2021	100.00	0.00	0.00	0.00	0.00	0.00
Start of Calendar Year 01-29-2020	86.70	13.30	0.00	0.00	0.00	0.00
Start of Water Year 09-29-2020	99.42	0.58	0.00	0.00	0.00	0.00
One Year Ago 06-02-2020	100.00	0.00	0.00	0.00	0.00	0.00

Intensity:

- None
- D0 Abnormally Dry
- D1 Moderate Drought
- D2 Severe Drought
- D3 Extreme Drought
- D4 Exceptional Drought

The Drought Monitor focuses on broad-scale conditions. Local conditions may vary. For more information on the Drought Monitor, go to <https://droughtmonitor.unl.edu/About.aspx>

Author:

Brian Fuchs
National Drought Mitigation Center



droughtmonitor.unl.edu