



South Carolina Crop Progress and Condition Report



Cooperating with the South Carolina Department of Agriculture
Southern Region, South Carolina Field Office · 208G Wholesale Lane · West Columbia, SC 29172 · (706) 713-5400
www.nass.usda.gov

This report contains data collected each week from respondents across the state whose occupations provide them opportunities to discuss agricultural production with farmers in their counties as well as to make visual observations. We thank all who have contributed to this report.

September 28, 2020

Media Contact: Anthony Prillaman

General

According to the National Agricultural Statistics Service in South Carolina, there were 4.9 days suitable for fieldwork for the week ending Sunday, September 27, 2020. Precipitation ranged from 0.1 inches of rain to 4.1 inches. Average high temperatures ranged from the high 60s to the low 80s. Average low temperatures ranged from the low 50s to the mid 60s.

Crops

Cooler temperatures, clouds, and occasional rain marked the week. In the Lowcountry, corn harvest was essentially complete. Producers were making plans to begin cotton defoliation next week. Peanut digging and harvesting resumed after fields dried enough from last week's rain. Some dug peanuts were fluffed before harvesting. Most producers had finished digging Virginia type peanuts and were getting ready to dig runner types. Excessive rain in the PeeDee region hurt soybean condition and caused cotton bolls to open.

Portions of vegetable fields remained wet from last week's heavy rains, limiting spraying and field preparations. Cooler temperatures slowed down vegetable progress, such as okra, but the fall greens crop was looking good where farmers were able to irrigate when needed. Overall, vegetables were growing well. Producers continued to harvest brassicas and plant more. Strawberry bed preparations were in progress where possible. There was some black rot in fields and plenty of caterpillars still.

Livestock and Pastures

Pasture condition improved some, and cattle condition remained mostly good.

Crop Progress for Week Ending 09/27/20

Crop stage	Prev year	Prev week	This week	5 Year avg
	(percent)	(percent)	(percent)	(percent)
Corn - Harvested	96	85	92	95
Cotton - Bolls Opening	89	39	58	76
Cotton - Harvested	9	0	0	8
Hay - 3rd Cutting	49	48	59	NA
Peanuts - Dug	37	15	22	NA
Peanuts - Harvested	20	8	13	14
Soybeans - Setting Pods .	87	74	82	94
Soybeans - Dropping				
Leaves	13	14	26	17
Tobacco - Harvested	99	94	96	97

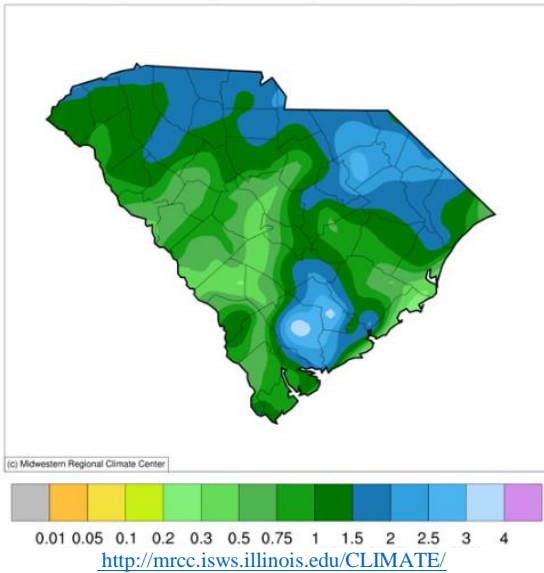
Conditions for Week Ending 09/27/20

Crop	Very poor	Poor	Fair	Good	Excellent
	(percent)	(percent)	(percent)	(percent)	(percent)
Cattle	0	5	24	62	9
Cotton	6	7	13	56	18
Pasture and range..	1	8	35	46	10
Peanuts	1	4	11	64	20
Soybeans	5	7	9	57	22

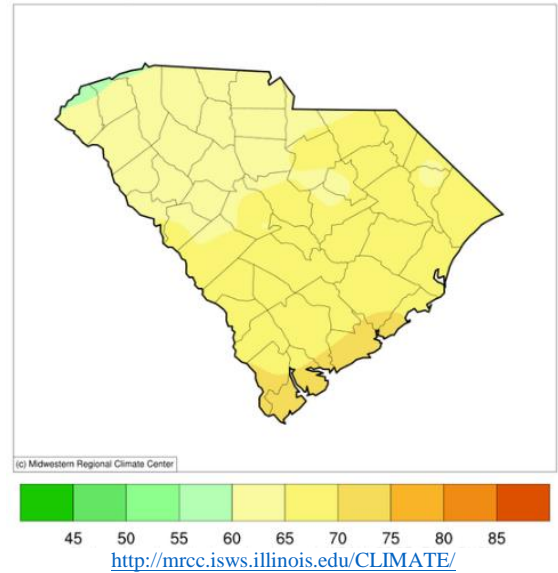
Soil Moisture for Week Ending 09/27/20

Topsoil	Previous week	This week
	(percent)	(percent)
Very short.....	0	0
Short	3	2
Adequate.....	62	71
Surplus.....	35	27
Subsoil	Previous week	This week
	(percent)	(percent)
Very short.....	0	0
Short	2	2
Adequate.....	67	70
Surplus.....	31	28

Accumulated Precipitation (in)
September 21, 2020 to September 27, 2020



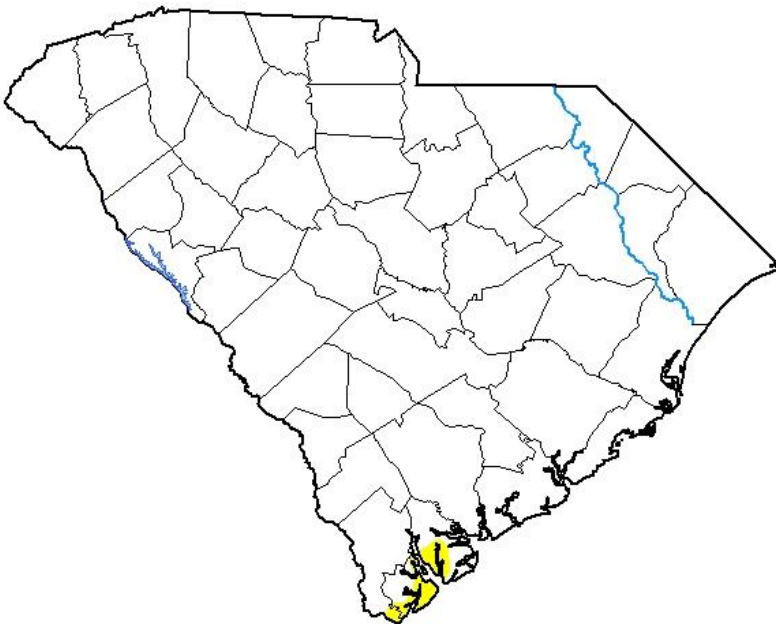
Average Temperature (°F)
September 21, 2020 to September 27, 2020



For the state's complete Weekly Weather Summary http://www.dnr.sc.gov/climate/sco/ClimateData/cli_reports_2020.php

U.S. Drought Monitor South Carolina

September 22, 2020
(Released Thursday, Sep. 24, 2020)
Valid 8 a.m. EDT



Drought Conditions (Percent Area)

	None	D0-D4	D1-D4	D2-D4	D3-D4	D4
Current	99.26	0.74	0.00	0.00	0.00	0.00
Last Week 09-15-2020	75.33	24.67	0.00	0.00	0.00	0.00
3 Months Ago 06-23-2020	100.00	0.00	0.00	0.00	0.00	0.00
Start of Calendar Year 12-31-2019	100.00	0.00	0.00	0.00	0.00	0.00
Start of Water Year 10-01-2019	22.06	77.94	48.67	20.47	1.77	0.00
One Year Ago 09-24-2019	22.12	77.88	44.58	14.75	0.00	0.00

Intensity:

- None
- D0 Abnormally Dry
- D1 Moderate Drought
- D2 Severe Drought
- D3 Extreme Drought
- D4 Exceptional Drought

The Drought Monitor focuses on broad-scale conditions. Local conditions may vary. For more information on the Drought Monitor, go to <https://droughtmonitor.unl.edu/About.aspx>

Author:

Brad Rippey
U.S. Department of Agriculture



droughtmonitor.unl.edu