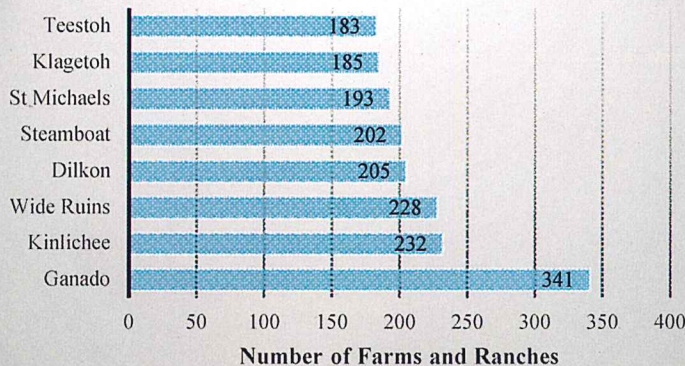


2012 CENSUS OF AGRICULTURE



Navajo Nation: Ft Defiance Agency

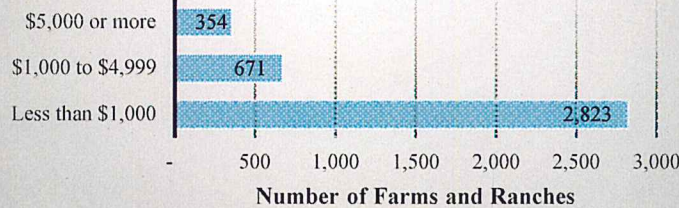
Farms and Ranches by Chapter




Ya 'at 'eeh
FORT Defiance Agency



Farms and Ranches by Economic Size



All Operators by Age Group



Ft Defiance Agency	2012
Number of Farms and Ranches	3,848
Land in farms and ranches, acres	(D)
Market value of agricultural products sold, \$1,000	\$ 12,331
Crops, including nursery and greenhouse crops, \$1,000	\$ 4,591
Livestock, poultry, and their products, \$1,000	\$ 7,740
Market value of agricultural products sold, Average per farm dollars	\$ 3,204
Total farm production expenses, \$1,000	\$ 26,604
Average age of: All operators	58



U.S. Department of Agriculture
National Agricultural Statistics Service

www.agcensus.usda.gov
1-800-645-7286

2012 CENSUS OF AGRICULTURE



Ft Defiance Agency Livestock		2012
Cattle and calves inventory, farms		1,218
Cattle and calves inventory, number		15,589
Beef cows, farms		1,023
Beef cows, number		11,126
Sheep and lambs inventory, farms		2,573
Sheep and lambs inventory, number		50,133
Total horses and ponies inventory, farms		2,398
Total horses and ponies inventory, number		11,896
Goats, all inventory, farms		1,376
Goats, all inventory, number		14,894

Ft Defiance Agency Crops		2012
Corn, traditional, farms		288
Corn, traditional, acres		1,096
Forage-land used for all hay and haylage, grass silage, and green chop, farms		51
Forage-land used for all hay and haylage, grass silage, and green chop, acres		(D)
Forage-land used for all hay and haylage, grass silage, and green chop, tons, dry		(D)
Land in vegetables, farms		266
Land in vegetables, acres		751
Cantaloupes, farms		36
Cantaloupes, acres		24
Honeydew melons, farms		14
Honeydew melons, acres		(D)
Squash, all, farms		211
Squash, all, acres		178
Watermelons, farms		165
Watermelons, acres		457

Ft Defiance Agency Demographics		2012
Operators		6,146
Male		3,246
Female		2,900
Average age of: All operators		58
Under 25 years	(number of operators)	214
25 to 44 years	(number of operators)	818
45 to 64 years	(number of operators)	2,917
65 years and over	(number of operators)	2,197



U.S. Department of Agriculture
National Agricultural Statistics Service

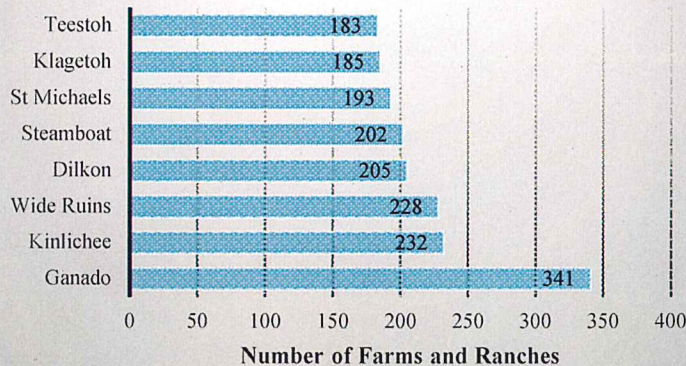
www.agcensus.usda.gov
1-800-645-7286

2012 CENSUS OF AGRICULTURE



Navajo Nation: Dist 7

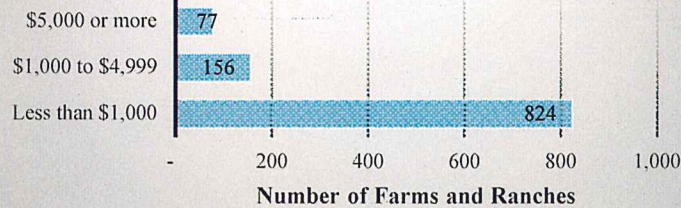
Farms and Ranches by Chapter



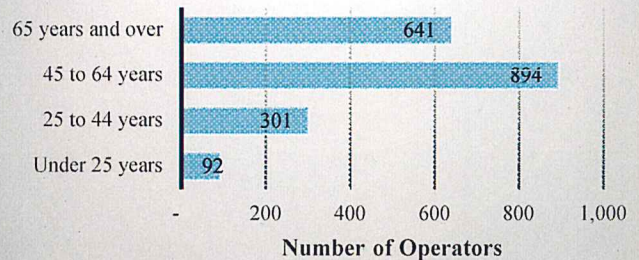
Ya 'at 'eeh
FORT Defiance Agency



Farms and Ranches by Economic Size



All Operators by Age Group



Dist 7	2012
Number of Farms and Ranches	1,057
Land in farms and ranches, acres	(D)
Market value of agricultural products sold, \$1,000	\$ 4,817
Crops, including nursery and greenhouse crops, \$1,000	\$ 328
Livestock, poultry, and their products, \$1,000	\$ 4,489
Market value of agricultural products sold, Average per farm dollars	\$ 4,558
Total farm production expenses, \$1,000	\$ 7,555
Average age of: All operators	57



U.S. Department of Agriculture
National Agricultural Statistics Service

www.agcensus.usda.gov
1-800-645-7286

2012 CENSUS OF AGRICULTURE



Dist 7 Livestock	2012
Cattle and calves inventory, farms	309
Cattle and calves inventory, number	3,469
Beef cows, farms	249
Beef cows, number	(D)
Sheep and lambs inventory, farms	683
Sheep and lambs inventory, number	(D)
Total horses and ponies inventory, farms	783
Total horses and ponies inventory, number	4,588
Goats, all inventory, farms	438
Goats, all inventory, number	4,339

Dist 7 Crops	2012
Corn, traditional, farms	65
Corn, traditional, acres	74
Forage-land used for all hay and haylage, grass silage, and green chop, farms	-
Forage-land used for all hay and haylage, grass silage, and green chop, acres	-
Forage-land used for all hay and haylage, grass silage, and green chop, tons, dry	-
Land in vegetables, farms	65
Land in vegetables, acres	70
Cantaloupes, farms	6
Cantaloupes, acres	3
Honeydew melons, farms	4
Honeydew melons, acres	1
Squash, all, farms	51
Squash, all, acres	29
Watermelons, farms	52
Watermelons, acres	33

Dist 7 Demographics	2012
Operators	1,928
Male	1,017
Female	911
Average age of: All operators	57
Under 25 years (number of operators)	92
25 to 44 years (number of operators)	301
45 to 64 years (number of operators)	894
65 years and over (number of operators)	641



U.S. Department of Agriculture
National Agricultural Statistics Service

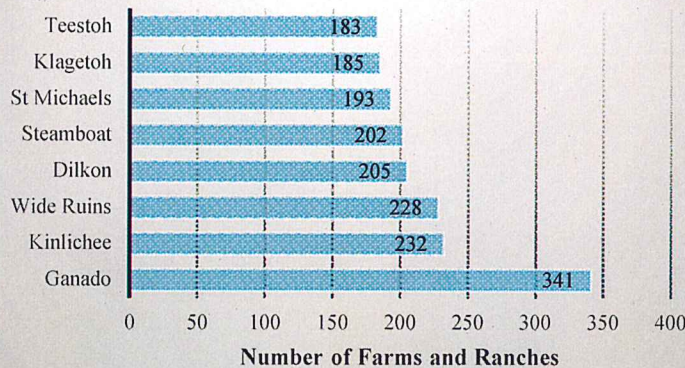
www.agcensus.usda.gov
1-800-645-7286

2012 CENSUS OF AGRICULTURE



Navajo Nation: Dilkon

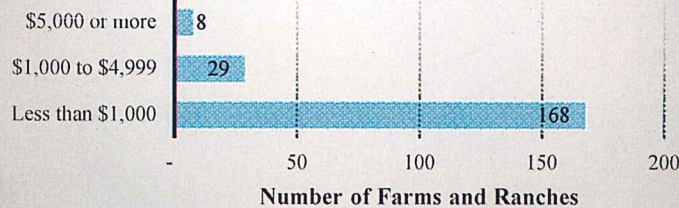
Farms and Ranches by Chapter




Ya 'at 'eeh
FORT Defiance Agency



Farms and Ranches by Economic Size



All Operators by Age Group



Dilkon	2012
Number of Farms and Ranches	205
Land in farms and ranches, acres	(D)
Market value of agricultural products sold, \$1,000	\$ 171
Crops, including nursery and greenhouse crops, \$1,000	\$ 34
Livestock, poultry, and their products, \$1,000	\$ 137
Market value of agricultural products sold, Average per farm dollars	\$ 832
Total farm production expenses, \$1,000	\$ 1,294
Average age of: All operators	53



U.S. Department of Agriculture
National Agricultural Statistics Service

www.agcensus.usda.gov
1-800-645-7286

2012 CENSUS OF AGRICULTURE



Dilkon Livestock	2012
Cattle and calves inventory, farms	59
Cattle and calves inventory, number	644
Beef cows, farms	52
Beef cows, number	(D)
Sheep and lambs inventory, farms	139
Sheep and lambs inventory, number	(D)
Total horses and ponies inventory, farms	143
Total horses and ponies inventory, number	821
Goats, all inventory, farms	95
Goats, all inventory, number	821

Dilkon Crops	2012
Corn, traditional, farms	6
Corn, traditional, acres	(D)
Forage-land used for all hay and haylage, grass silage, and green chop, farms	-
Forage-land used for all hay and haylage, grass silage, and green chop, acres	-
Forage-land used for all hay and haylage, grass silage, and green chop, tons, dry	-
Land in vegetables, farms	7
Land in vegetables, acres	8
Cantaloupes, farms	4
Cantaloupes, acres	(D)
Honeydew melons, farms	4
Honeydew melons, acres	1
Squash, all, farms	7
Squash, all, acres	3
Watermelons, farms	7
Watermelons, acres	2

Dilkon Demographics	2012
Operators	431
Male	252
Female	179
Average age of: All operators	53
Under 25 years (number of operators)	36
25 to 44 years (number of operators)	96
45 to 64 years (number of operators)	165
65 years and over (number of operators)	134



U.S. Department of Agriculture
National Agricultural Statistics Service

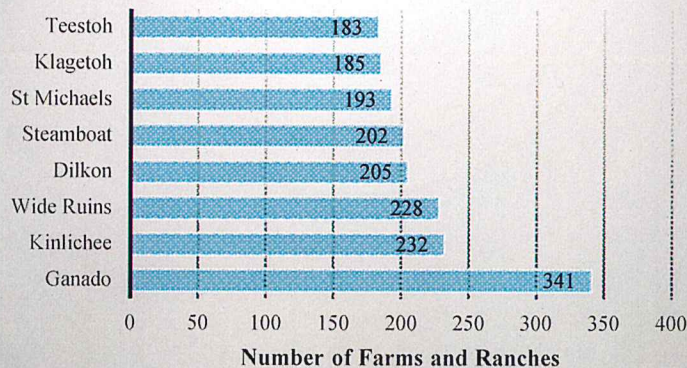
www.agcensus.usda.gov
1-800-645-7286

2012 CENSUS OF AGRICULTURE



Navajo Nation: Indian Wells

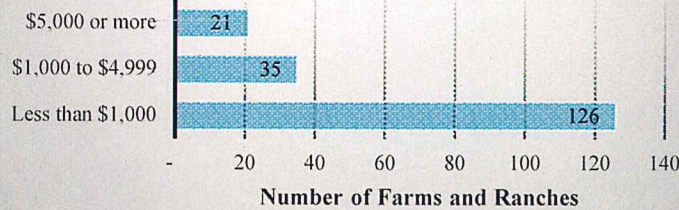
Farms and Ranches by Chapter



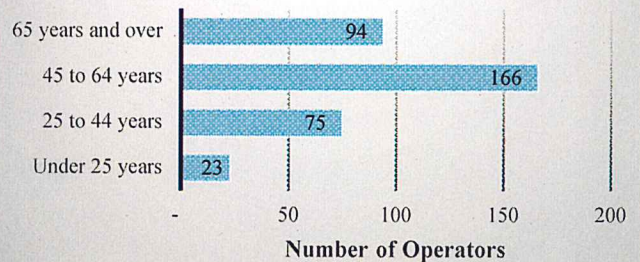
Ya 'at 'eeh
FORT Defiance Agency



Farms and Ranches by Economic Size



All Operators by Age Group



Indian Wells

	2012
Number of Farms and Ranches	182
Land in farms and ranches, acres	40,425
Market value of agricultural products sold, \$1,000	\$ 3,830
Crops, including nursery and greenhouse crops, \$1,000	\$ 45
Livestock, poultry, and their products, \$1,000	\$ 3,785
Market value of agricultural products sold, Average per farm dollars	\$ 21,045
Total farm production expenses, \$1,000	\$ 1,876
Average age of: All operators	54



U.S. Department of Agriculture
National Agricultural Statistics Service

www.agcensus.usda.gov
1-800-645-7286

2012 CENSUS OF AGRICULTURE



Indian Wells Livestock	2012
Cattle and calves inventory, farms	77
Cattle and calves inventory, number	1,080
Beef cows, farms	68
Beef cows, number	686
Sheep and lambs inventory, farms	111
Sheep and lambs inventory, number	3,429
Total horses and ponies inventory, farms	128
Total horses and ponies inventory, number	705
Goats, all inventory, farms	73
Goats, all inventory, number	1,187

Indian Wells Crops	2012
Corn, traditional, farms	9
Corn, traditional, acres	7
Forage-land used for all hay and haylage, grass silage, and green chop, farms	-
Forage-land used for all hay and haylage, grass silage, and green chop, acres	-
Forage-land used for all hay and haylage, grass silage, and green chop, tons, dry	-
Land in vegetables, farms	15
Land in vegetables, acres	18
Cantaloupes, farms	-
Cantaloupes, acres	-
Honeydew melons, farms	-
Honeydew melons, acres	-
Squash, all, farms	15
Squash, all, acres	9
Watermelons, farms	11
Watermelons, acres	7

Indian Wells Demographics	2012
Operators	358
Male	190
Female	168
Average age of: All operators	54
Under 25 years (number of operators)	23
25 to 44 years (number of operators)	75
45 to 64 years (number of operators)	166
65 years and over (number of operators)	94



U.S. Department of Agriculture
National Agricultural Statistics Service

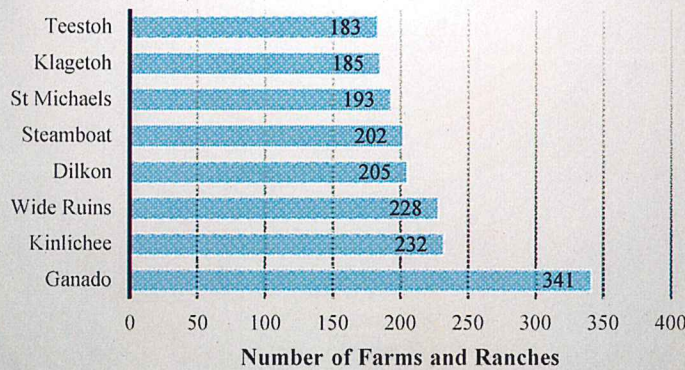
www.agcensus.usda.gov
1-800-645-7286

2012 CENSUS OF AGRICULTURE



Navajo Nation: Jeddito

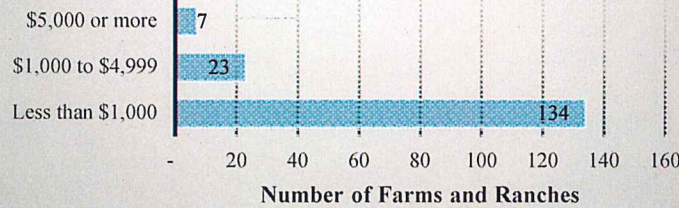
Farms and Ranches by Chapter




Ya 'at 'eeh
FORT Defiance Agency



Farms and Ranches by Economic Size



All Operators by Age Group



Jeddito

	2012
Number of Farms and Ranches	164
Land in farms and ranches, acres	1,304
Market value of agricultural products sold, \$1,000	\$ 177
Crops, including nursery and greenhouse crops, \$1,000	\$ 29
Livestock, poultry, and their products, \$1,000	\$ 149
Market value of agricultural products sold, Average per farm dollars	\$ 1,080
Total farm production expenses, \$1,000	\$ 925
Average age of: All operators	59



U.S. Department of Agriculture
National Agricultural Statistics Service

www.agcensus.usda.gov
1-800-645-7286

2012 CENSUS OF AGRICULTURE



Jeddito Livestock		2012
Cattle and calves inventory, farms		41
Cattle and calves inventory, number		367
Beef cows, farms		27
Beef cows, number		183
Sheep and lambs inventory, farms		78
Sheep and lambs inventory, number		1,371
Total horses and ponies inventory, farms		139
Total horses and ponies inventory, number		734
Goats, all inventory, farms		65
Goats, all inventory, number		466

Jeddito Crops		2012
Corn, traditional, farms		16
Corn, traditional, acres		13
Forage-land used for all hay and haylage, grass silage, and green chop, farms		-
Forage-land used for all hay and haylage, grass silage, and green chop, acres		-
Forage-land used for all hay and haylage, grass silage, and green chop, tons, dry		-
Land in vegetables, farms		7
Land in vegetables, acres		5
Cantaloupes, farms		-
Cantaloupes, acres		-
Honeydew melons, farms		-
Honeydew melons, acres		-
Squash, all, farms		7
Squash, all, acres		(D)
Watermelons, farms		1
Watermelons, acres		(D)

Jeddito Demographics		2012
Operators		262
Male		131
Female		131
Average age of: All operators		59
Under 25 years	(number of operators)	6
25 to 44 years	(number of operators)	28
45 to 64 years	(number of operators)	139
65 years and over	(number of operators)	89



U.S. Department of Agriculture
National Agricultural Statistics Service

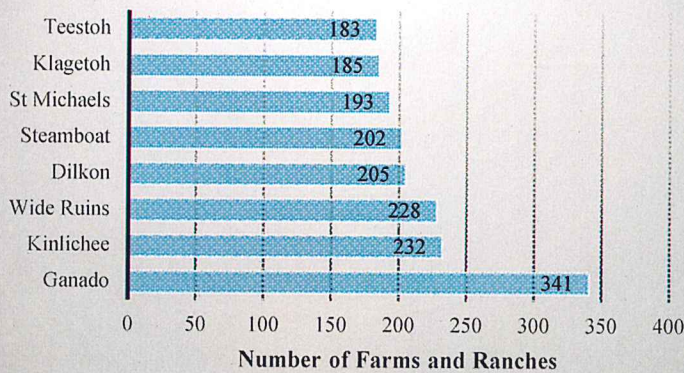
www.agcensus.usda.gov
1-800-645-7286

2012 CENSUS OF AGRICULTURE



Navajo Nation: Low Mountain

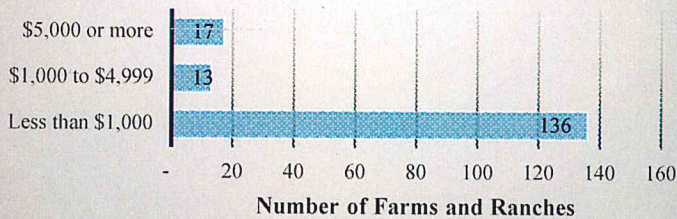
Farms and Ranches by Chapter




Ya 'at 'ech
FORT Defiance Agency



Farms and Ranches by Economic Size



All Operators by Age Group



Low Mountain

	2012
Number of Farms and Ranches	166
Land in farms and ranches, acres	831
Market value of agricultural products sold, \$1,000	\$ 193
Crops, including nursery and greenhouse crops, \$1,000	\$ 156
Livestock, poultry, and their products, \$1,000	\$ 37
Market value of agricultural products sold, Average per farm dollars	\$ 1,164
Total farm production expenses, \$1,000	\$ 1,219
Average age of: All operators	59



U.S. Department of Agriculture
National Agricultural Statistics Service

www.agcensus.usda.gov
1-800-645-7286

2012 CENSUS OF AGRICULTURE



Low Mountain Livestock	2012
Cattle and calves inventory, farms	38
Cattle and calves inventory, number	355
Beef cows, farms	37
Beef cows, number	311
Sheep and lambs inventory, farms	114
Sheep and lambs inventory, number	1,744
Total horses and ponies inventory, farms	110
Total horses and ponies inventory, number	544
Goats, all inventory, farms	72
Goats, all inventory, number	534

Low Mountain Crops	2012
Corn, traditional, farms	25
Corn, traditional, acres	43
Forage-land used for all hay and haylage, grass silage, and green chop, farms	-
Forage-land used for all hay and haylage, grass silage, and green chop, acres	-
Forage-land used for all hay and haylage, grass silage, and green chop, tons, dry	-
Land in vegetables, farms	24
Land in vegetables, acres	29
Cantaloupes, farms	1
Cantaloupes, acres	(D)
Honeydew melons, farms	-
Honeydew melons, acres	-
Squash, all, farms	13
Squash, all, acres	9
Watermelons, farms	21
Watermelons, acres	17

Low Mountain Demographics	2012
Operators	253
Male	115
Female	138
Average age of: All operators	59
Under 25 years (number of operators)	-
25 to 44 years (number of operators)	41
45 to 64 years (number of operators)	123
65 years and over (number of operators)	89



U.S. Department of Agriculture
National Agricultural Statistics Service

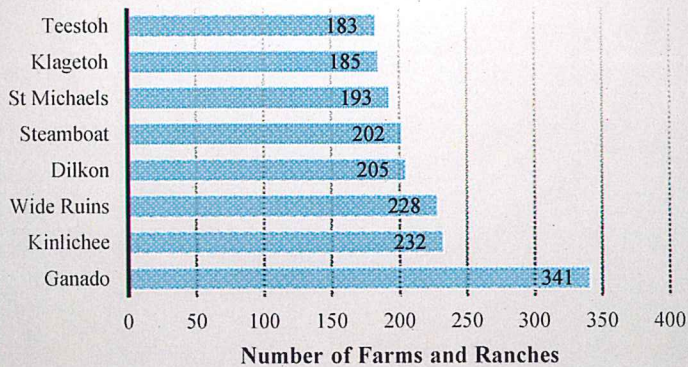
www.agcensus.usda.gov
1-800-645-7286

2012 CENSUS OF AGRICULTURE

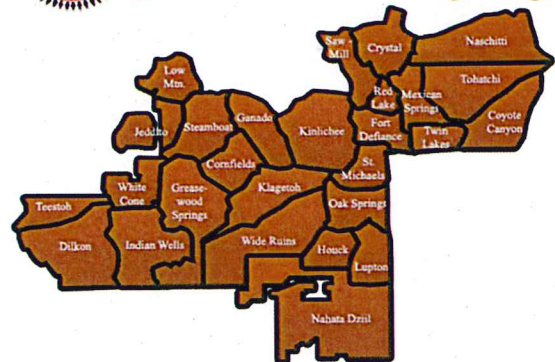


Navajo Nation: Teesto

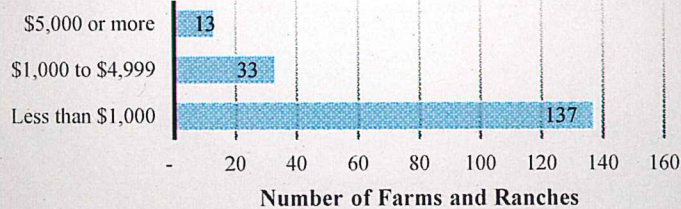
Farms and Ranches by Chapter




Ya 'at 'eeh
FORT Defiance Agency



Farms and Ranches by Economic Size



All Operators by Age Group



Teesto		2012
Number of Farms and Ranches		183
Land in farms and ranches, acres		4,404
Market value of agricultural products sold, \$1,000		\$ 202
Crops, including nursery and greenhouse crops, \$1,000		\$ 17
Livestock, poultry, and their products, \$1,000		\$ 185
Market value of agricultural products sold, Average per farm dollars		\$ 1,104
Total farm production expenses, \$1,000		\$ 997
Average age of: All operators		59



U.S. Department of Agriculture
National Agricultural Statistics Service

www.agcensus.usda.gov
1-800-645-7286

2012 CENSUS OF AGRICULTURE



Teesto Livestock		2012
Cattle and calves inventory, farms		57
Cattle and calves inventory, number		506
Beef cows, farms		51
Beef cows, number		366
Sheep and lambs inventory, farms		138
Sheep and lambs inventory, number		2,511
Total horses and ponies inventory, farms		146
Total horses and ponies inventory, number		907
Goats, all inventory, farms		54
Goats, all inventory, number		454

Teesto Crops		2012
Corn, traditional, farms		1
Corn, traditional, acres		(D)
Forage-land used for all hay and haylage, grass silage, and green chop, farms		-
Forage-land used for all hay and haylage, grass silage, and green chop, acres		-
Forage-land used for all hay and haylage, grass silage, and green chop, tons, dry		-
Land in vegetables, farms		5
Land in vegetables, acres		3
Cantaloupes, farms		1
Cantaloupes, acres		(D)
Honeydew melons, farms		-
Honeydew melons, acres		-
Squash, all, farms		2
Squash, all, acres		(D)
Watermelons, farms		5
Watermelons, acres		(D)

Teesto Demographics		2012
Operators		338
Male		179
Female		159
Average age of: All operators		59
Under 25 years	(number of operators)	16
25 to 44 years	(number of operators)	35
45 to 64 years	(number of operators)	162
65 years and over	(number of operators)	125



U.S. Department of Agriculture
National Agricultural Statistics Service

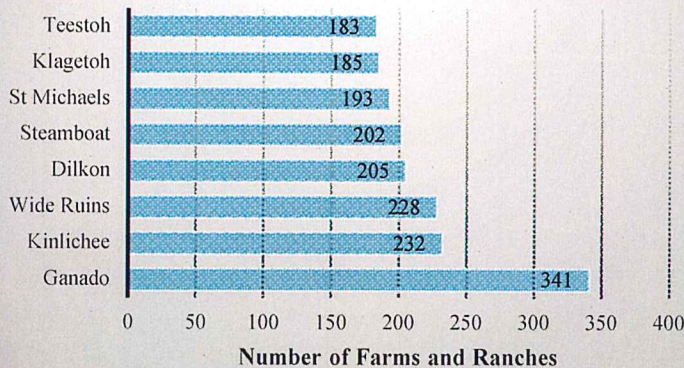
www.agcensus.usda.gov
1-800-645-7286

2012 CENSUS OF AGRICULTURE



Navajo Nation: White Cone

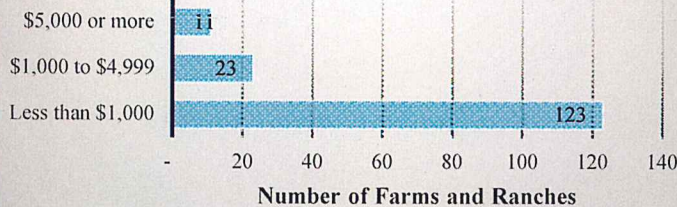
Farms and Ranches by Chapter




Ya 'at 'ceh
FORT Defiance Agency



Farms and Ranches by Economic Size



All Operators by Age Group



White Cone

	2012
Number of Farms and Ranches	157
Land in farms and ranches, acres	716
Market value of agricultural products sold, \$1,000	\$ 244
Crops, including nursery and greenhouse crops, \$1,000	\$ 48
Livestock, poultry, and their products, \$1,000	\$ 196
Market value of agricultural products sold, Average per farm dollars	\$ 1,555
Total farm production expenses, \$1,000	\$ 1,244
Average age of: All operators	59



U.S. Department of Agriculture
National Agricultural Statistics Service

www.agcensus.usda.gov
1-800-645-7286

2012 CENSUS OF AGRICULTURE



White Cone Livestock	2012
Cattle and calves inventory, farms	37
Cattle and calves inventory, number	517
Beef cows, farms	14
Beef cows, number	153
Sheep and lambs inventory, farms	103
Sheep and lambs inventory, number	1,595
Total horses and ponies inventory, farms	117
Total horses and ponies inventory, number	877
Goats, all inventory, farms	79
Goats, all inventory, number	877

White Cone Crops	2012
Corn, traditional, farms	8
Corn, traditional, acres	6
Forage-land used for all hay and haylage, grass silage, and green chop, farms	-
Forage-land used for all hay and haylage, grass silage, and green chop, acres	-
Forage-land used for all hay and haylage, grass silage, and green chop, tons, dry	-
Land in vegetables, farms	7
Land in vegetables, acres	7
Cantaloupes, farms	-
Cantaloupes, acres	-
Honeydew melons, farms	-
Honeydew melons, acres	-
Squash, all, farms	7
Squash, all, acres	5
Watermelons, farms	7
Watermelons, acres	4

White Cone Demographics	2012
Operators	286
Male	150
Female	136
Average age of: All operators	59
Under 25 years (number of operators)	11
25 to 44 years (number of operators)	26
45 to 64 years (number of operators)	139
65 years and over (number of operators)	110



U.S. Department of Agriculture
National Agricultural Statistics Service

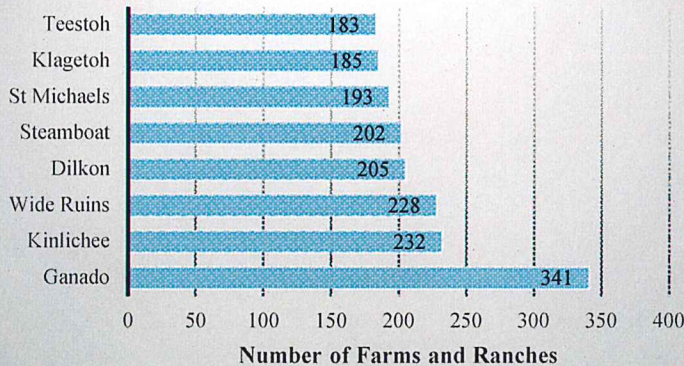
www.agcensus.usda.gov
1-800-645-7286

2012 CENSUS OF AGRICULTURE



Navajo Nation: Dist 14

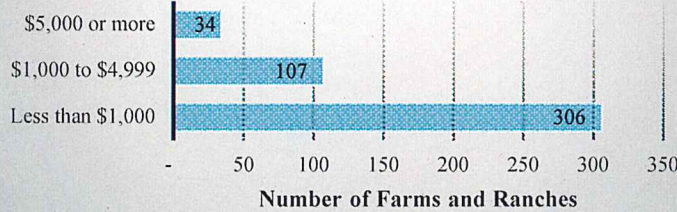
Farms and Ranches by Chapter




Ya 'at 'eeh
FORT Defiance Agency



Farms and Ranches by Economic Size



All Operators by Age Group



Dist 14	2012
Number of Farms and Ranches	447
Land in farms and ranches, acres	175,470
Market value of agricultural products sold, \$1,000	\$ 737
Crops, including nursery and greenhouse crops, \$1,000	\$ 122
Livestock, poultry, and their products, \$1,000	\$ 615
Market value of agricultural products sold, Average per farm dollars	\$ 1,649
Total farm production expenses, \$1,000	(D)
Average age of: All operators	62



U.S. Department of Agriculture
National Agricultural Statistics Service

www.agcensus.usda.gov
1-800-645-7286

2012 CENSUS OF AGRICULTURE



Dist 14 Livestock	2012
Cattle and calves inventory, farms	301
Cattle and calves inventory, number	(D)
Beef cows, farms	290
Beef cows, number	3,142
Sheep and lambs inventory, farms	300
Sheep and lambs inventory, number	5,047
Total horses and ponies inventory, farms	165
Total horses and ponies inventory, number	706
Goats, all inventory, farms	157
Goats, all inventory, number	2,426

Dist 14 Crops	2012
Corn, traditional, farms	14
Corn, traditional, acres	34
Forage-land used for all hay and haylage, grass silage, and green chop, farms	4
Forage-land used for all hay and haylage, grass silage, and green chop, acres	69
Forage-land used for all hay and haylage, grass silage, and green chop, tons, dry	159
Land in vegetables, farms	15
Land in vegetables, acres	18
Cantaloupes, farms	-
Cantaloupes, acres	-
Honeydew melons, farms	2
Honeydew melons, acres	(D)
Squash, all, farms	10
Squash, all, acres	9
Watermelons, farms	6
Watermelons, acres	4

Dist 14 Demographics	2012
Operators	570
Male	291
Female	279
Average age of: All operators	62
Under 25 years (number of operators)	9
25 to 44 years (number of operators)	53
45 to 64 years (number of operators)	263
65 years and over (number of operators)	245



U.S. Department of Agriculture
National Agricultural Statistics Service

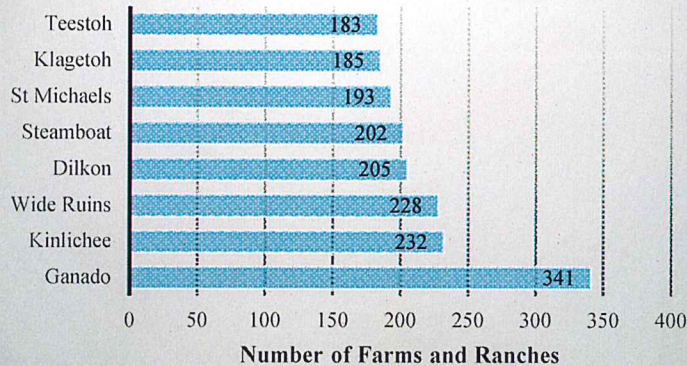
www.agcensus.usda.gov
1-800-645-7286

2012 CENSUS OF AGRICULTURE



Navajo Nation: Coyote Canyon

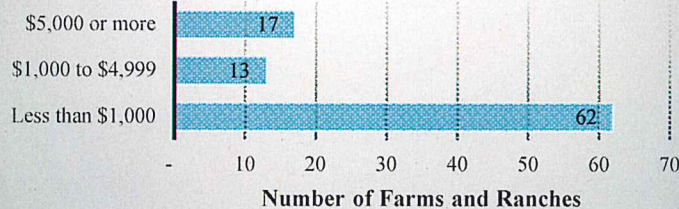
Farms and Ranches by Chapter




Ya 'at 'eeh
FORT Defiance Agency



Farms and Ranches by Economic Size



All Operators by Age Group



Coyote Canyon

	2012
Number of Farms and Ranches	92
Land in farms and ranches, acres	57,890
Market value of agricultural products sold, \$1,000	\$ 243
Crops, including nursery and greenhouse crops, \$1,000	\$ 56
Livestock, poultry, and their products, \$1,000	\$ 186
Market value of agricultural products sold, Average per farm dollars	\$ 2,636
Total farm production expenses, \$1,000	\$ 563
Average age of: All operators	63



U.S. Department of Agriculture
National Agricultural Statistics Service

www.agcensus.usda.gov
1-800-645-7286

2012 CENSUS OF AGRICULTURE



Coyote Canyon Livestock		2012
Cattle and calves inventory, farms		68
Cattle and calves inventory, number		(D)
Beef cows, farms		66
Beef cows, number		691
Sheep and lambs inventory, farms		60
Sheep and lambs inventory, number		1,134
Total horses and ponies inventory, farms		50
Total horses and ponies inventory, number		196
Goats, all inventory, farms		39
Goats, all inventory, number		790

Coyote Canyon Crops		2012
Corn, traditional, farms		6
Corn, traditional, acres		6
Forage-land used for all hay and haylage, grass silage, and green chop, farms		1
Forage-land used for all hay and haylage, grass silage, and green chop, acres		(D)
Forage-land used for all hay and haylage, grass silage, and green chop, tons, dry		(D)
Land in vegetables, farms		6
Land in vegetables, acres		6
Cantaloupes, farms		-
Cantaloupes, acres		-
Honeydew melons, farms		-
Honeydew melons, acres		-
Squash, all, farms		6
Squash, all, acres		6
Watermelons, farms		-
Watermelons, acres		-

Coyote Canyon Demographics		2012
Operators		119
Male		65
Female		54
Average age of: All operators		63
Under 25 years	(number of operators)	1
25 to 44 years	(number of operators)	11
45 to 64 years	(number of operators)	52
65 years and over	(number of operators)	55



U.S. Department of Agriculture
National Agricultural Statistics Service

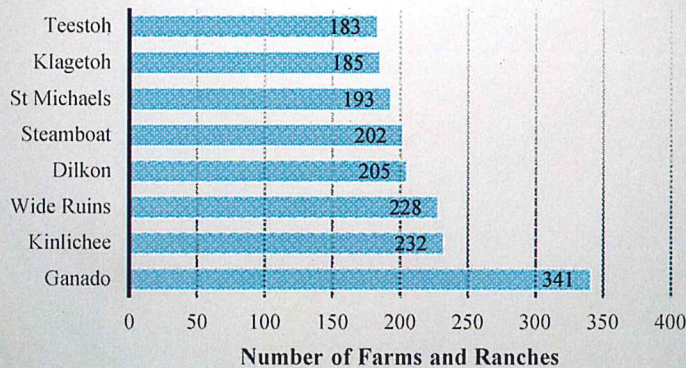
www.agcensus.usda.gov
1-800-645-7286

2012 CENSUS OF AGRICULTURE



Navajo Nation: Mexican Springs

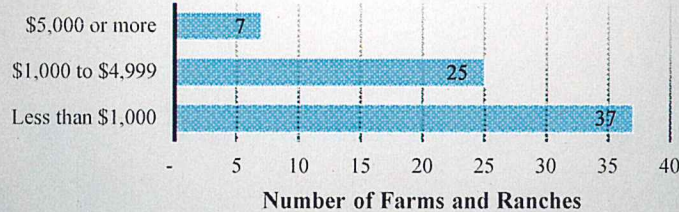
Farms and Ranches by Chapter




Ya 'at 'eeh
FORT Defiance Agency



Farms and Ranches by Economic Size



All Operators by Age Group



Mexican Springs

2012

Number of Farms and Ranches	69
Land in farms and ranches, acres	18,583
Market value of agricultural products sold, \$1,000	\$ 131
Crops, including nursery and greenhouse crops, \$1,000	\$ 35
Livestock, poultry, and their products, \$1,000	\$ 96
Market value of agricultural products sold, Average per farm dollars	\$ 1,899
Total farm production expenses, \$1,000	\$ 335
Average age of: All operators	62



U.S. Department of Agriculture
National Agricultural Statistics Service

www.agcensus.usda.gov
1-800-645-7286

2012 CENSUS OF AGRICULTURE



Mexican Springs Livestock	2012
Cattle and calves inventory, farms	43
Cattle and calves inventory, number	537
Beef cows, farms	42
Beef cows, number	472
Sheep and lambs inventory, farms	42
Sheep and lambs inventory, number	808
Total horses and ponies inventory, farms	26
Total horses and ponies inventory, number	113
Goats, all inventory, farms	19
Goats, all inventory, number	360

Mexican Springs Crops	2012
Corn, traditional, farms	4
Corn, traditional, acres	21
Forage-land used for all hay and haylage, grass silage, and green chop, farms	-
Forage-land used for all hay and haylage, grass silage, and green chop, acres	-
Forage-land used for all hay and haylage, grass silage, and green chop, tons, dry	-
Land in vegetables, farms	3
Land in vegetables, acres	5
Cantaloupes, farms	-
Cantaloupes, acres	-
Honeydew melons, farms	1
Honeydew melons, acres	(D)
Squash, all, farms	1
Squash, all, acres	(D)
Watermelons, farms	1
Watermelons, acres	(D)

Mexican Springs Demographics	2012
Operators	87
Male	41
Female	46
Average age of: All operators	62
Under 25 years (number of operators)	-
25 to 44 years (number of operators)	7
45 to 64 years (number of operators)	44
65 years and over (number of operators)	36



U.S. Department of Agriculture
National Agricultural Statistics Service

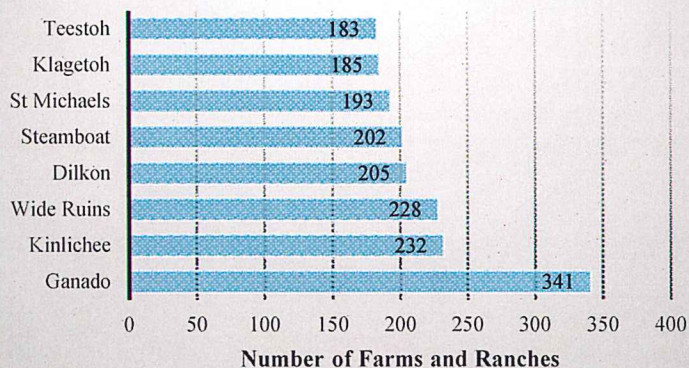
www.agcensus.usda.gov
1-800-645-7286

2012 CENSUS OF AGRICULTURE



Navajo Nation: Naschitti

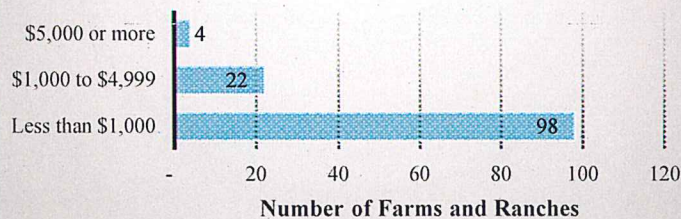
Farms and Ranches by Chapter



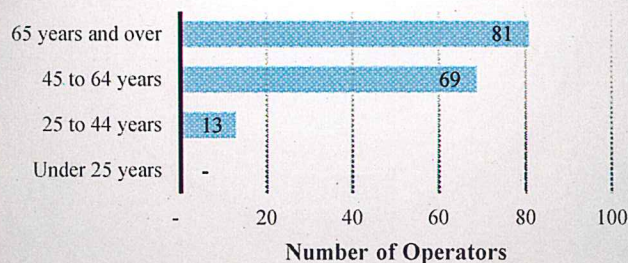
Ya 'at 'eeh
FORT Defiance Agency



Farms and Ranches by Economic Size



All Operators by Age Group



Naschitti		2012
Number of Farms and Ranches		124
Land in farms and ranches, acres		58,256
Market value of agricultural products sold, \$1,000		\$ 183
Crops, including nursery and greenhouse crops, \$1,000		\$ 7
Livestock, poultry, and their products, \$1,000		\$ 176
Market value of agricultural products sold, Average per farm dollars		\$ 1,476
Total farm production expenses, \$1,000		\$ 868
Average age of: All operators		65



U.S. Department of Agriculture
National Agricultural Statistics Service

www.agcensus.usda.gov
1-800-645-7286

2012 CENSUS OF AGRICULTURE



Naschitti Livestock		2012
Cattle and calves inventory, farms		76
Cattle and calves inventory, number		1,242
Beef cows, farms		74
Beef cows, number		1,094
Sheep and lambs inventory, farms		95
Sheep and lambs inventory, number		1,422
Total horses and ponies inventory, farms		53
Total horses and ponies inventory, number		265
Goats, all inventory, farms		38
Goats, all inventory, number		308

Naschitti Crops		2012
Corn, traditional, farms		3
Corn, traditional, acres		(D)
Forage-land used for all hay and haylage, grass silage, and green chop, farms		3
Forage-land used for all hay and haylage, grass silage, and green chop, acres		(D)
Forage-land used for all hay and haylage, grass silage, and green chop, tons, dry		(D)
Land in vegetables, farms		3
Land in vegetables, acres		3
Cantaloupes, farms		-
Cantaloupes, acres		-
Honeydew melons, farms		1
Honeydew melons, acres		(D)
Squash, all, farms		2
Squash, all, acres		(D)
Watermelons, farms		2
Watermelons, acres		(D)

Naschitti Demographics		2012
Operators		163
Male		85
Female		78
Average age of: All operators		65
Under 25 years	(number of operators)	-
25 to 44 years	(number of operators)	13
45 to 64 years	(number of operators)	69
65 years and over	(number of operators)	81



U.S. Department of Agriculture
National Agricultural Statistics Service

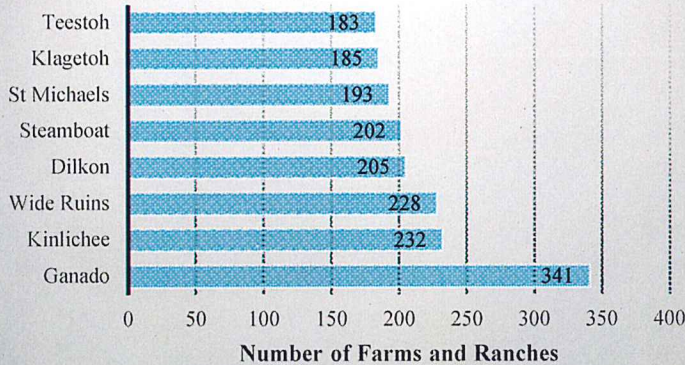
www.agcensus.usda.gov
1-800-645-7286

2012 CENSUS OF AGRICULTURE



Navajo Nation: Tohatchi

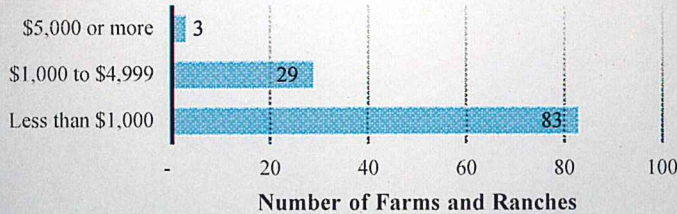
Farms and Ranches by Chapter




Ya 'at 'ech
FORT Defiance Agency



Farms and Ranches by Economic Size



All Operators by Age Group



Tohatchi		2012
Number of Farms and Ranches		115
Land in farms and ranches, acres		28,340
Market value of agricultural products sold, \$1,000		\$ 101
Crops, including nursery and greenhouse crops, \$1,000		\$ -
Livestock, poultry, and their products, \$1,000		\$ 101
Market value of agricultural products sold, Average per farm dollars		\$ 877
Total farm production expenses, \$1,000		\$ 613
Average age of: All operators		57



U.S. Department of Agriculture
National Agricultural Statistics Service

www.agcensus.usda.gov
1-800-645-7286

2012 CENSUS OF AGRICULTURE



Tohatchi Livestock		2012
Cattle and calves inventory, farms		95
Cattle and calves inventory, number		977
Beef cows, farms		95
Beef cows, number		819
Sheep and lambs inventory, farms		69
Sheep and lambs inventory, number		989
Total horses and ponies inventory, farms		24
Total horses and ponies inventory, number		86
Goats, all inventory, farms		40
Goats, all inventory, number		597

Tohatchi Crops		2012
Corn, traditional, farms		-
Corn, traditional, acres		-
Forage-land used for all hay and haylage, grass silage, and green chop, farms		-
Forage-land used for all hay and haylage, grass silage, and green chop, acres		-
Forage-land used for all hay and haylage, grass silage, and green chop, tons, dry		-
Land in vegetables, farms		-
Land in vegetables, acres		-
Cantaloupes, farms		-
Cantaloupes, acres		-
Honeydew melons, farms		-
Honeydew melons, acres		-
Squash, all, farms		-
Squash, all, acres		-
Watermelons, farms		-
Watermelons, acres		-

Tohatchi Demographics		2012
Operators		135
Male		68
Female		67
Average age of: All operators		57
Under 25 years	(number of operators)	6
25 to 44 years	(number of operators)	15
45 to 64 years	(number of operators)	69
65 years and over	(number of operators)	45



U.S. Department of Agriculture
National Agricultural Statistics Service

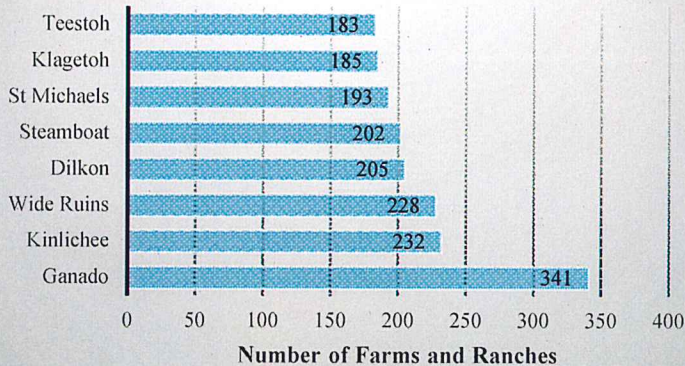
www.agcensus.usda.gov
1-800-645-7286

2012 CENSUS OF AGRICULTURE



Navajo Nation: Twin Lakes


Farms and Ranches by Chapter




Ya 'at 'eeh
FORT Defiance Agency



Farms and Ranches by Economic Size



All Operators by Age Group



Twin Lakes		2012
Number of Farms and Ranches		47
Land in farms and ranches, acres		12,401
Market value of agricultural products sold, \$1,000		\$ 80
Crops, including nursery and greenhouse crops, \$1,000		\$ 23
Livestock, poultry, and their products, \$1,000		\$ 56
Market value of agricultural products sold, Average per farm dollars		\$ 1,693
Total farm production expenses, \$1,000		(D)
Average age of: All operators		61



U.S. Department of Agriculture
National Agricultural Statistics Service

www.agcensus.usda.gov
1-800-645-7286

2012 CENSUS OF AGRICULTURE



Twin Lakes Livestock		2012
Cattle and calves inventory, farms		19
Cattle and calves inventory, number		137
Beef cows, farms		13
Beef cows, number		66
Sheep and lambs inventory, farms		34
Sheep and lambs inventory, number		694
Total horses and ponies inventory, farms		12
Total horses and ponies inventory, number		46
Goats, all inventory, farms		21
Goats, all inventory, number		371

Twin Lakes Crops		2012
Corn, traditional, farms		1
Corn, traditional, acres		(D)
Forage-land used for all hay and haylage, grass silage, and green chop, farms		-
Forage-land used for all hay and haylage, grass silage, and green chop, acres		-
Forage-land used for all hay and haylage, grass silage, and green chop, tons, dry		-
Land in vegetables, farms		3
Land in vegetables, acres		4
Cantaloupes, farms		-
Cantaloupes, acres		-
Honeydew melons, farms		-
Honeydew melons, acres		-
Squash, all, farms		1
Squash, all, acres		(D)
Watermelons, farms		3
Watermelons, acres		(D)

Twin Lakes Demographics		2012
Operators		66
Male		32
Female		34
Average age of: All operators		61
Under 25 years	(number of operators)	2
25 to 44 years	(number of operators)	7
45 to 64 years	(number of operators)	29
65 years and over	(number of operators)	28



U.S. Department of Agriculture
National Agricultural Statistics Service

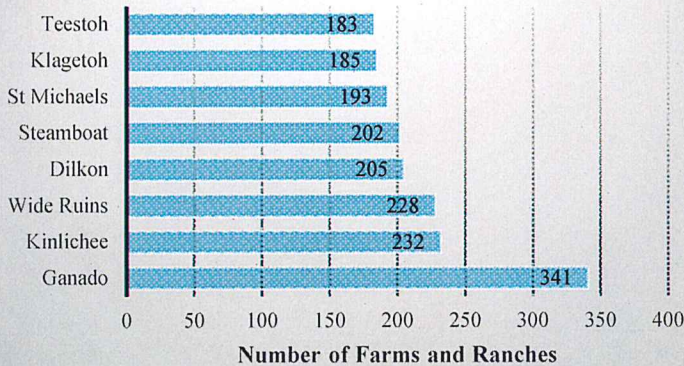
www.agcensus.usda.gov
1-800-645-7286

2012 CENSUS OF AGRICULTURE



Navajo Nation: Dist 17

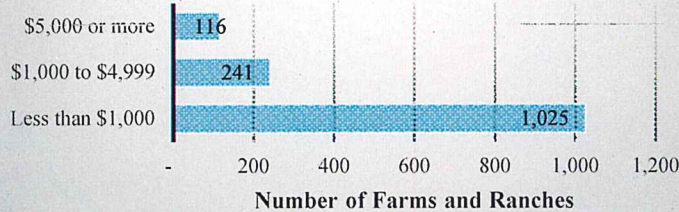
Farms and Ranches by Chapter




Ya 'at 'eeh
FORT Defiance Agency



Farms and Ranches by Economic Size



All Operators by Age Group



Dist 17

2012

Number of Farms and Ranches	1,382
Land in farms and ranches, acres	96,035
Market value of agricultural products sold, \$1,000	(D)
Crops, including nursery and greenhouse crops, \$1,000	(D)
Livestock, poultry, and their products, \$1,000	(D)
Market value of agricultural products sold, Average per farm dollars	(D)
Total farm production expenses, \$1,000	\$ 9,487
Average age of: All operators	59



U.S. Department of Agriculture
National Agricultural Statistics Service

www.agcensus.usda.gov
1-800-645-7286

2012 CENSUS OF AGRICULTURE



Dist 17 Livestock	2012
Cattle and calves inventory, farms	314
Cattle and calves inventory, number	3,905
Beef cows, farms	226
Beef cows, number	2,529
Sheep and lambs inventory, farms	980
Sheep and lambs inventory, number	21,577
Total horses and ponies inventory, farms	924
Total horses and ponies inventory, number	4,466
Goats, all inventory, farms	443
Goats, all inventory, number	4,917

Dist 17 Crops	2012
Corn, traditional, farms	82
Corn, traditional, acres	239
Forage-land used for all hay and haylage, grass silage, and green chop, farms	9
Forage-land used for all hay and haylage, grass silage, and green chop, acres	61
Forage-land used for all hay and haylage, grass silage, and green chop, tons, dry	141
Land in vegetables, farms	84
Land in vegetables, acres	(D)
Cantaloupes, farms	24
Cantaloupes, acres	17
Honeydew melons, farms	6
Honeydew melons, acres	1
Squash, all, farms	73
Squash, all, acres	55
Watermelons, farms	62
Watermelons, acres	34

Dist 17 Demographics	2012
Operators	2,016
Male	1,034
Female	982
Average age of: All operators	59
Under 25 years (number of operators)	54
25 to 44 years (number of operators)	217
45 to 64 years (number of operators)	1,018
65 years and over (number of operators)	727



U.S. Department of Agriculture
National Agricultural Statistics Service

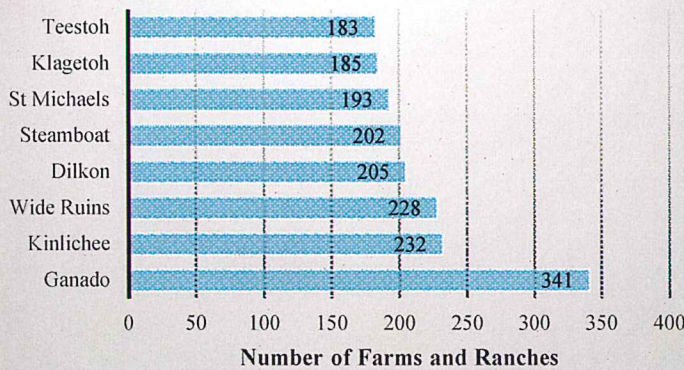
www.agcensus.usda.gov
1-800-645-7286

2012 CENSUS OF AGRICULTURE



Navajo Nation: Cornfields

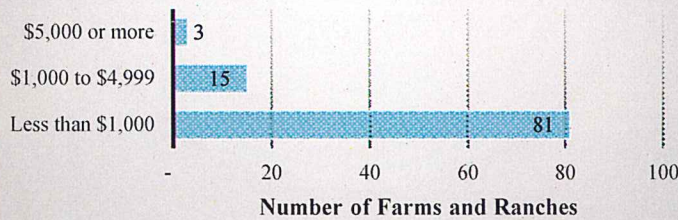
Farms and Ranches by Chapter




Ya 'at 'eeh
FORT Defiance Agency



Farms and Ranches by Economic Size



All Operators by Age Group



Cornfields	2012
Number of Farms and Ranches	99
Land in farms and ranches, acres	19,352
Market value of agricultural products sold, \$1,000	\$ 80
Crops, including nursery and greenhouse crops, \$1,000	\$ 6
Livestock, poultry, and their products, \$1,000	\$ 74
Market value of agricultural products sold, Average per farm dollars	\$ 805
Total farm production expenses, \$1,000	\$ 533
Average age of: All operators	65



U.S. Department of Agriculture
National Agricultural Statistics Service

www.agcensus.usda.gov
1-800-645-7286

2012 CENSUS OF AGRICULTURE



Cornfields Livestock	2012
Cattle and calves inventory, farms	31
Cattle and calves inventory, number	371
Beef cows, farms	28
Beef cows, number	272
Sheep and lambs inventory, farms	80
Sheep and lambs inventory, number	1,653
Total horses and ponies inventory, farms	46
Total horses and ponies inventory, number	159
Goats, all inventory, farms	30
Goats, all inventory, number	110

Cornfields Crops	2012
Corn, traditional, farms	4
Corn, traditional, acres	5
Forage-land used for all hay and haylage, grass silage, and green chop, farms	-
Forage-land used for all hay and haylage, grass silage, and green chop, acres	-
Forage-land used for all hay and haylage, grass silage, and green chop, tons, dry	-
Land in vegetables, farms	1
Land in vegetables, acres	(D)
Cantaloupes, farms	-
Cantaloupes, acres	-
Honeydew melons, farms	-
Honeydew melons, acres	-
Squash, all, farms	1
Squash, all, acres	(D)
Watermelons, farms	-
Watermelons, acres	-

Cornfields Demographics	2012
Operators	134
Male	75
Female	59
Average age of: All operators	65
Under 25 years (number of operators)	2
25 to 44 years (number of operators)	8
45 to 64 years (number of operators)	46
65 years and over (number of operators)	78



U.S. Department of Agriculture
National Agricultural Statistics Service

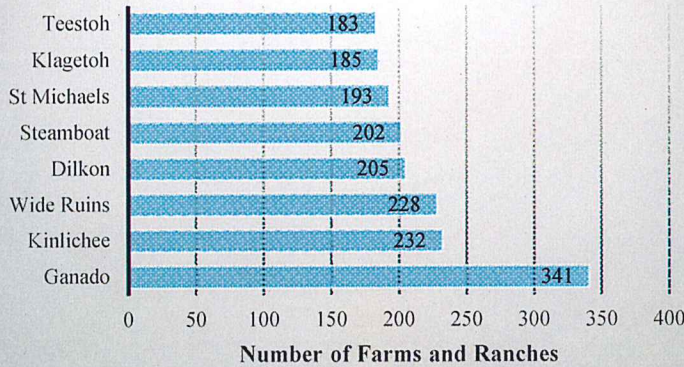
www.agcensus.usda.gov
1-800-645-7286

2012 CENSUS OF AGRICULTURE



Navajo Nation: Ganado

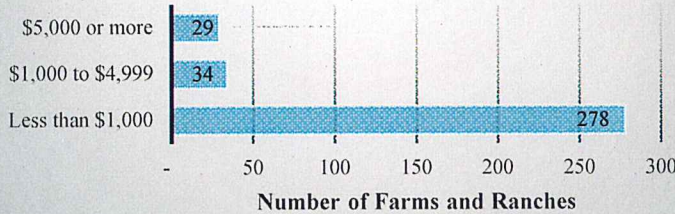
Farms and Ranches by Chapter



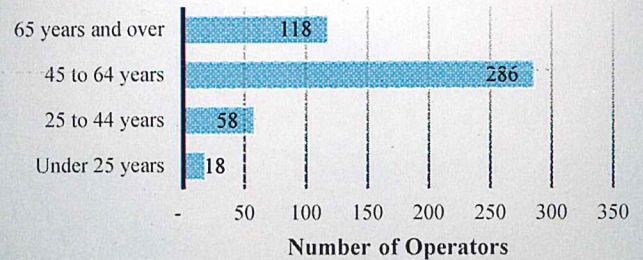
Ya 'at 'eeh
FORT Defiance Agency



Farms and Ranches by Economic Size



All Operators by Age Group



Ganado		2012
Number of Farms and Ranches		341
Land in farms and ranches, acres		(D)
Market value of agricultural products sold, \$1,000	\$	343
Crops, including nursery and greenhouse crops, \$1,000	\$	99
Livestock, poultry, and their products, \$1,000	\$	244
Market value of agricultural products sold, Average per farm dollars	\$	1,005
Total farm production expenses, \$1,000	\$	3,175
Average age of: All operators		56



U.S. Department of Agriculture
National Agricultural Statistics Service

www.agcensus.usda.gov
1-800-645-7286

2012 CENSUS OF AGRICULTURE



Ganado Livestock	2012
Cattle and calves inventory, farms	76
Cattle and calves inventory, number	1,202
Beef cows, farms	64
Beef cows, number	820
Sheep and lambs inventory, farms	250
Sheep and lambs inventory, number	3,929
Total horses and ponies inventory, farms	235
Total horses and ponies inventory, number	842
Goats, all inventory, farms	86
Goats, all inventory, number	348

Ganado Crops	2012
Corn, traditional, farms	10
Corn, traditional, acres	10
Forage-land used for all hay and haylage, grass silage, and green chop, farms	5
Forage-land used for all hay and haylage, grass silage, and green chop, acres	30
Forage-land used for all hay and haylage, grass silage, and green chop, tons, dry	110
Land in vegetables, farms	17
Land in vegetables, acres	38
Cantaloupes, farms	5
Cantaloupes, acres	6
Honeydew melons, farms	3
Honeydew melons, acres	0
Squash, all, farms	17
Squash, all, acres	17
Watermelons, farms	16
Watermelons, acres	9

Ganado Demographics	2012
Operators	480
Male	226
Female	254
Average age of: All operators	56
Under 25 years (number of operators)	18
25 to 44 years (number of operators)	58
45 to 64 years (number of operators)	286
65 years and over (number of operators)	118



U.S. Department of Agriculture
National Agricultural Statistics Service

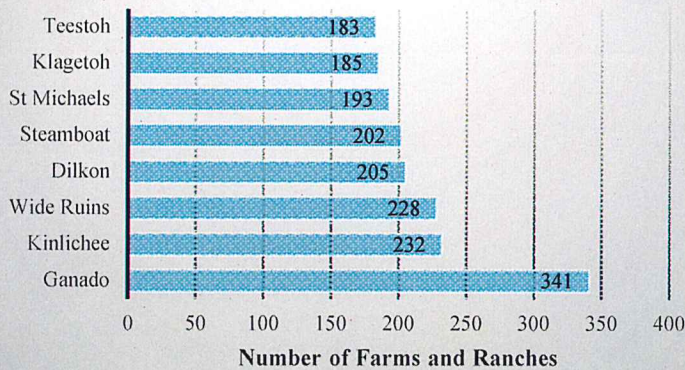
www.agcensus.usda.gov
1-800-645-7286

2012 CENSUS OF AGRICULTURE



Navajo Nation: Lower Greasewood

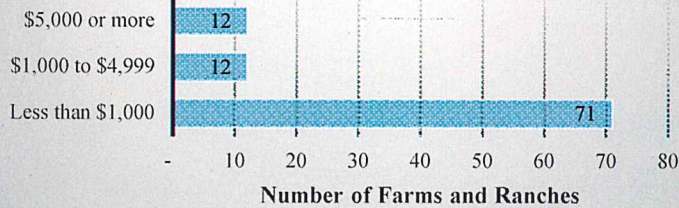
Farms and Ranches by Chapter



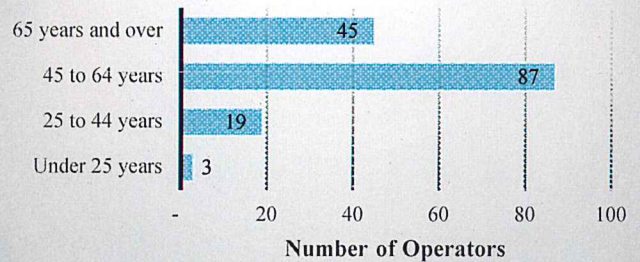
Ya 'at 'eeh
FORT Defiance Agency



Farms and Ranches by Economic Size



All Operators by Age Group



Lower Greasewood

	2012
Number of Farms and Ranches	95
Land in farms and ranches, acres	4,611
Market value of agricultural products sold, \$1,000	\$ 214
Crops, including nursery and greenhouse crops, \$1,000	\$ -
Livestock, poultry, and their products, \$1,000	\$ 214
Market value of agricultural products sold, Average per farm dollars	\$ 2,248
Total farm production expenses, \$1,000	\$ 669
Average age of: All operators	58



U.S. Department of Agriculture
National Agricultural Statistics Service

www.agcensus.usda.gov
1-800-645-7286

2012 CENSUS OF AGRICULTURE



Lower Greasewood Livestock	2012
Cattle and calves inventory, farms	29
Cattle and calves inventory, number	389
Beef cows, farms	26
Beef cows, number	269
Sheep and lambs inventory, farms	43
Sheep and lambs inventory, number	1,522
Total horses and ponies inventory, farms	66
Total horses and ponies inventory, number	563
Goats, all inventory, farms	32
Goats, all inventory, number	1,873

Lower Greasewood Crops	2012
Corn, traditional, farms	-
Corn, traditional, acres	-
Forage-land used for all hay and haylage, grass silage, and green chop, farms	-
Forage-land used for all hay and haylage, grass silage, and green chop, acres	-
Forage-land used for all hay and haylage, grass silage, and green chop, tons, dry	-
Land in vegetables, farms	3
Land in vegetables, acres	1
Cantaloupes, farms	-
Cantaloupes, acres	-
Honeydew melons, farms	-
Honeydew melons, acres	-
Squash, all, farms	3
Squash, all, acres	(D)
Watermelons, farms	3
Watermelons, acres	1

Lower Greasewood Demographics	2012
Operators	154
Male	90
Female	64
Average age of: All operators	58
Under 25 years (number of operators)	3
25 to 44 years (number of operators)	19
45 to 64 years (number of operators)	87
65 years and over (number of operators)	45



U.S. Department of Agriculture
National Agricultural Statistics Service

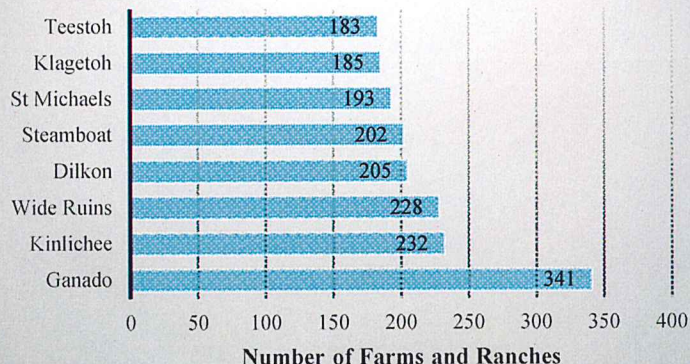
www.agcensus.usda.gov
1-800-645-7286

2012 CENSUS OF AGRICULTURE



Navajo Nation: Kinlichee

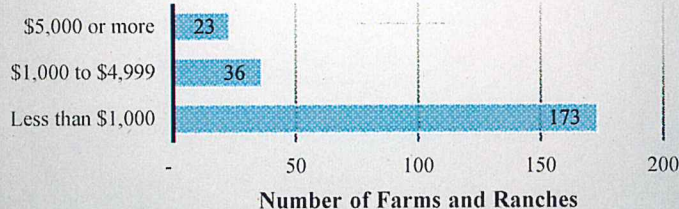
Farms and Ranches by Chapter




Ya 'at 'ech
FORT Defiance Agency



Farms and Ranches by Economic Size



All Operators by Age Group



Kinlichee	2012
Number of Farms and Ranches	232
Land in farms and ranches, acres	12,707
Market value of agricultural products sold, \$1,000	\$ 300
Crops, including nursery and greenhouse crops, \$1,000	\$ 107
Livestock, poultry, and their products, \$1,000	\$ 193
Market value of agricultural products sold, Average per farm dollars	\$ 1,293
Total farm production expenses, \$1,000	\$ 1,621
Average age of: All operators	60



U.S. Department of Agriculture
National Agricultural Statistics Service

www.agcensus.usda.gov
1-800-645-7286

2012 CENSUS OF AGRICULTURE



Kinlichee Livestock	2012
Cattle and calves inventory, farms	57
Cattle and calves inventory, number	667
Beef cows, farms	48
Beef cows, number	468
Sheep and lambs inventory, farms	190
Sheep and lambs inventory, number	3,046
Total horses and ponies inventory, farms	166
Total horses and ponies inventory, number	575
Goats, all inventory, farms	97
Goats, all inventory, number	710

Kinlichee Crops	2012
Corn, traditional, farms	23
Corn, traditional, acres	123
Forage-land used for all hay and haylage, grass silage, and green chop, farms	4
Forage-land used for all hay and haylage, grass silage, and green chop, acres	31
Forage-land used for all hay and haylage, grass silage, and green chop, tons, dry	31
Land in vegetables, farms	18
Land in vegetables, acres	18
Cantaloupes, farms	7
Cantaloupes, acres	3
Honeydew melons, farms	-
Honeydew melons, acres	-
Squash, all, farms	12
Squash, all, acres	6
Watermelons, farms	13
Watermelons, acres	7

Kinlichee Demographics	2012
Operators	337
Male	190
Female	147
Average age of: All operators	60
Under 25 years (number of operators)	1
25 to 44 years (number of operators)	18
45 to 64 years (number of operators)	207
65 years and over (number of operators)	111



U.S. Department of Agriculture
National Agricultural Statistics Service

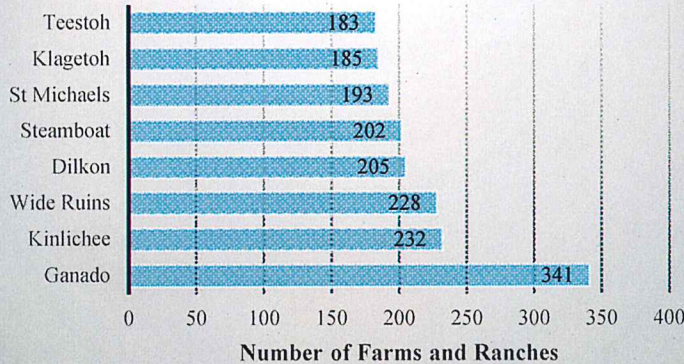
www.agcensus.usda.gov
1-800-645-7286

2012 CENSUS OF AGRICULTURE



Navajo Nation: Klagetoh

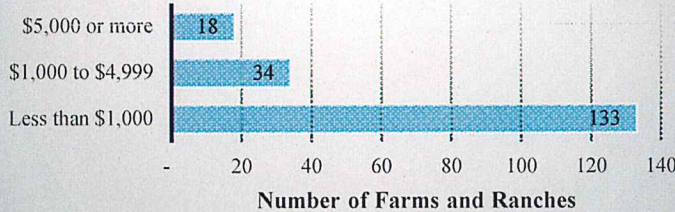
Farms and Ranches by Chapter




Ya 'at 'eeh
FORT Defiance Agency



Farms and Ranches by Economic Size



All Operators by Age Group



Klagetoh	2012
Number of Farms and Ranches	185
Land in farms and ranches, acres	(D)
Market value of agricultural products sold, \$1,000	(D)
Crops, including nursery and greenhouse crops, \$1,000	\$ 80
Livestock, poultry, and their products, \$1,000	(D)
Market value of agricultural products sold, Average per farm dollars	(D)
Total farm production expenses, \$1,000	\$ 1,165
Average age of: All operators	61



U.S. Department of Agriculture
National Agricultural Statistics Service

www.agcensus.usda.gov
1-800-645-7286

2012 CENSUS OF AGRICULTURE



Klagetoh Livestock		2012
Cattle and calves inventory, farms		36
Cattle and calves inventory, number		309
Beef cows, farms		20
Beef cows, number		197
Sheep and lambs inventory, farms		125
Sheep and lambs inventory, number		4,272
Total horses and ponies inventory, farms		138
Total horses and ponies inventory, number		795
Goats, all inventory, farms		71
Goats, all inventory, number		845

Klagetoh Crops		2012
Corn, traditional, farms		3
Corn, traditional, acres		6
Forage-land used for all hay and haylage, grass silage, and green chop, farms		-
Forage-land used for all hay and haylage, grass silage, and green chop, acres		-
Forage-land used for all hay and haylage, grass silage, and green chop, tons, dry		-
Land in vegetables, farms		8
Land in vegetables, acres		16
Cantaloupes, farms		5
Cantaloupes, acres		3
Honeydew melons, farms		-
Honeydew melons, acres		-
Squash, all, farms		8
Squash, all, acres		6
Watermelons, farms		3
Watermelons, acres		3

Klagetoh Demographics		2012
Operators		265
Male		136
Female		129
Average age of: All operators		61
Under 25 years	(number of operators)	13
25 to 44 years	(number of operators)	38
45 to 64 years	(number of operators)	93
65 years and over	(number of operators)	121



U.S. Department of Agriculture
National Agricultural Statistics Service

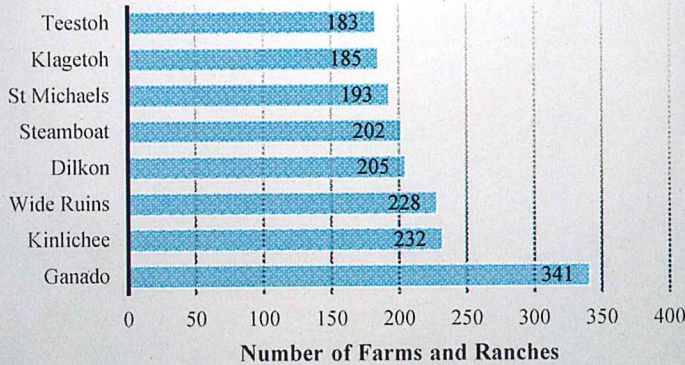
www.agcensus.usda.gov
1-800-645-7286

2012 CENSUS OF AGRICULTURE



Navajo Nation: Steamboat

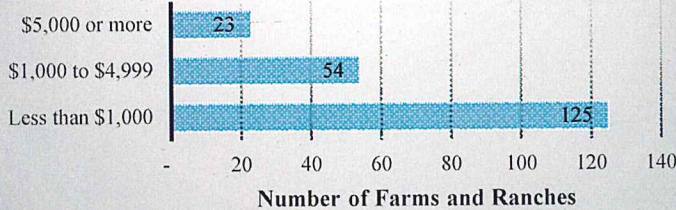
Farms and Ranches by Chapter




Ya 'at 'eeh
FORT Defiance Agency



Farms and Ranches by Economic Size



All Operators by Age Group



Steamboat		2012
Number of Farms and Ranches		202
Land in farms and ranches, acres		4,923
Market value of agricultural products sold, \$1,000		\$ 405
Crops, including nursery and greenhouse crops, \$1,000		\$ 249
Livestock, poultry, and their products, \$1,000		\$ 156
Market value of agricultural products sold, Average per farm dollars		\$ 2,007
Total farm production expenses, \$1,000		\$ 1,016
Average age of: All operators		60



U.S. Department of Agriculture
National Agricultural Statistics Service

www.agcensus.usda.gov
1-800-645-7286

2012 CENSUS OF AGRICULTURE



Steamboat Livestock		2012
Cattle and calves inventory, farms		45
Cattle and calves inventory, number		457
Beef cows, farms		21
Beef cows, number		205
Sheep and lambs inventory, farms		139
Sheep and lambs inventory, number		3,532
Total horses and ponies inventory, farms		118
Total horses and ponies inventory, number		467
Goats, all inventory, farms		69
Goats, all inventory, number		635

Steamboat Crops		2012
Corn, traditional, farms		39
Corn, traditional, acres		81
Forage-land used for all hay and haylage, grass silage, and green chop, farms		-
Forage-land used for all hay and haylage, grass silage, and green chop, acres		-
Forage-land used for all hay and haylage, grass silage, and green chop, tons, dry		-
Land in vegetables, farms		36
Land in vegetables, acres		37
Cantaloupes, farms		7
Cantaloupes, acres		6
Honeydew melons, farms		3
Honeydew melons, acres		0
Squash, all, farms		31
Squash, all, acres		21
Watermelons, farms		27
Watermelons, acres		14

Steamboat Demographics		2012
Operators		301
Male		150
Female		151
Average age of: All operators		60
Under 25 years	(number of operators)	15
25 to 44 years	(number of operators)	29
45 to 64 years	(number of operators)	124
65 years and over	(number of operators)	133



U.S. Department of Agriculture
National Agricultural Statistics Service

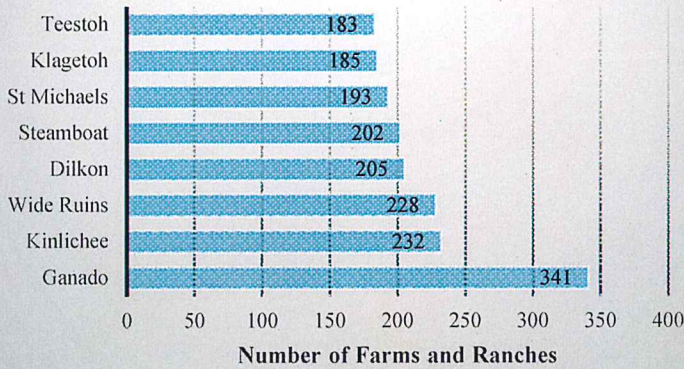
www.agcensus.usda.gov
1-800-645-7286

2012 CENSUS OF AGRICULTURE



Navajo Nation: Wide Ruins

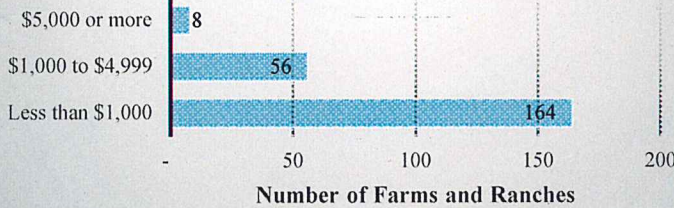
Farms and Ranches by Chapter




Ya 'at 'eeh
FORT Defiance Agency



Farms and Ranches by Economic Size



All Operators by Age Group



Wide Ruins	2012
Number of Farms and Ranches	228
Land in farms and ranches, acres	38,680
Market value of agricultural products sold, \$1,000	\$ 287
Crops, including nursery and greenhouse crops, \$1,000	(D)
Livestock, poultry, and their products, \$1,000	(D)
Market value of agricultural products sold, Average per farm dollars	\$ 1,257
Total farm production expenses, \$1,000	\$ 1,308
Average age of: All operators	60



U.S. Department of Agriculture
National Agricultural Statistics Service

www.agcensus.usda.gov
1-800-645-7286

2012 CENSUS OF AGRICULTURE



Wide Ruins Livestock	2012
Cattle and calves inventory, farms	40
Cattle and calves inventory, number	510
Beef cows, farms	19
Beef cows, number	298
Sheep and lambs inventory, farms	153
Sheep and lambs inventory, number	3,623
Total horses and ponies inventory, farms	155
Total horses and ponies inventory, number	1,065
Goats, all inventory, farms	58
Goats, all inventory, number	396

Wide Ruins Crops	2012
Corn, traditional, farms	3
Corn, traditional, acres	14
Forage-land used for all hay and haylage, grass silage, and green chop, farms	-
Forage-land used for all hay and haylage, grass silage, and green chop, acres	-
Forage-land used for all hay and haylage, grass silage, and green chop, tons, dry	-
Land in vegetables, farms	1
Land in vegetables, acres	(D)
Cantaloupes, farms	-
Cantaloupes, acres	-
Honeydew melons, farms	-
Honeydew melons, acres	-
Squash, all, farms	1
Squash, all, acres	(D)
Watermelons, farms	-
Watermelons, acres	-

Wide Ruins Demographics	2012
Operators	345
Male	167
Female	178
Average age of: All operators	60
Under 25 years (number of operators)	2
25 to 44 years (number of operators)	47
45 to 64 years (number of operators)	175
65 years and over (number of operators)	121



U.S. Department of Agriculture
National Agricultural Statistics Service

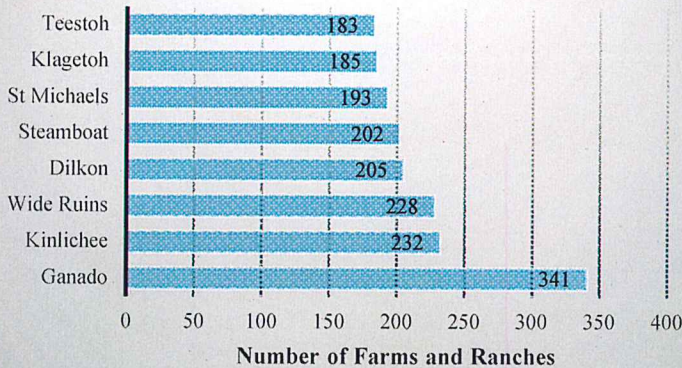
www.agcensus.usda.gov
1-800-645-7286

2012 CENSUS OF AGRICULTURE



Navajo Nation: Dist 18

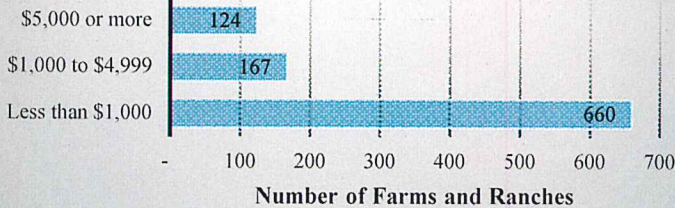
Farms and Ranches by Chapter



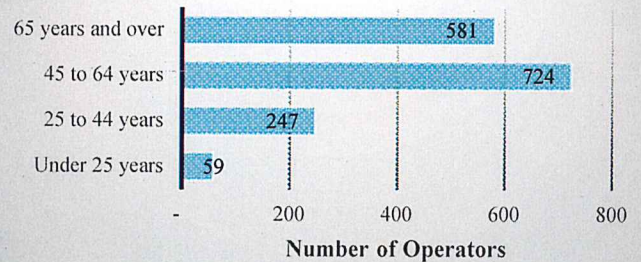
Ya 'at 'eeh
FORT Defiance Agency



Farms and Ranches by Economic Size



All Operators by Age Group



Dist 18

2012

Number of Farms and Ranches	951
Land in farms and ranches, acres	148,114
Market value of agricultural products sold, \$1,000	\$ 4,701
Crops, including nursery and greenhouse crops, \$1,000	\$ 3,545
Livestock, poultry, and their products, \$1,000	\$ 1,156
Market value of agricultural products sold, Average per farm dollars	\$ 4,943
Total farm production expenses, \$1,000	\$ 6,785
Average age of: All operators	58



U.S. Department of Agriculture
National Agricultural Statistics Service

www.agcensus.usda.gov
1-800-645-7286

2012 CENSUS OF AGRICULTURE



Dist 18 Livestock		2012
Cattle and calves inventory, farms		291
Cattle and calves inventory, number		4,098
Beef cows, farms		256
Beef cows, number		3,082
Sheep and lambs inventory, farms		608
Sheep and lambs inventory, number		11,105
Total horses and ponies inventory, farms		518
Total horses and ponies inventory, number		2,086
Goats, all inventory, farms		338
Goats, all inventory, number		3,212

Dist 18 Crops		2012
Corn, traditional, farms		127
Corn, traditional, acres		750
Forage-land used for all hay and haylage, grass silage, and green chop, farms		37
Forage-land used for all hay and haylage, grass silage, and green chop, acres		(D)
Forage-land used for all hay and haylage, grass silage, and green chop, tons, dry		(D)
Land in vegetables, farms		101
Land in vegetables, acres		543
Cantaloupes, farms		6
Cantaloupes, acres		4
Honeydew melons, farms		2
Honeydew melons, acres		(D)
Squash, all, farms		77
Squash, all, acres		84
Watermelons, farms		45
Watermelons, acres		385

Dist 18 Demographics		2012
Operators		1,611
Male		894
Female		717
Average age of: All operators		58
Under 25 years	(number of operators)	59
25 to 44 years	(number of operators)	247
45 to 64 years	(number of operators)	724
65 years and over	(number of operators)	581



U.S. Department of Agriculture
National Agricultural Statistics Service

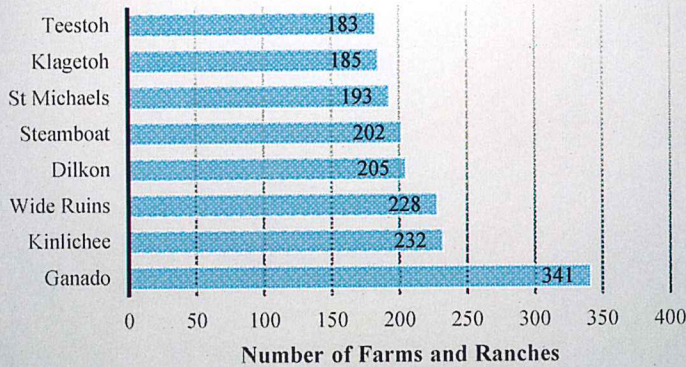
www.agcensus.usda.gov
1-800-645-7286

2012 CENSUS OF AGRICULTURE



Navajo Nation: Crystal


Farms and Ranches by Chapter




Ya 'at 'eeh
FORT Defiance Agency



Farms and Ranches by Economic Size



All Operators by Age Group



Crystal

	2012
Number of Farms and Ranches	69
Land in farms and ranches, acres	16,178
Market value of agricultural products sold, \$1,000	\$ 555
Crops, including nursery and greenhouse crops, \$1,000	\$ 143
Livestock, poultry, and their products, \$1,000	\$ 412
Market value of agricultural products sold, Average per farm dollars	\$ 8,040
Total farm production expenses, \$1,000	\$ 523
Average age of: All operators	58



U.S. Department of Agriculture
National Agricultural Statistics Service

www.agcensus.usda.gov
1-800-645-7286

2012 CENSUS OF AGRICULTURE



Crystal Livestock	2012
Cattle and calves inventory, farms	44
Cattle and calves inventory, number	831
Beef cows, farms	41
Beef cows, number	455
Sheep and lambs inventory, farms	39
Sheep and lambs inventory, number	876
Total horses and ponies inventory, farms	30
Total horses and ponies inventory, number	216
Goats, all inventory, farms	29
Goats, all inventory, number	275

Crystal Crops	2012
Corn, traditional, farms	11
Corn, traditional, acres	37
Forage-land used for all hay and haylage, grass silage, and green chop, farms	10
Forage-land used for all hay and haylage, grass silage, and green chop, acres	116
Forage-land used for all hay and haylage, grass silage, and green chop, tons, dry	195
Land in vegetables, farms	15
Land in vegetables, acres	20
Cantaloupes, farms	1
Cantaloupes, acres	(D)
Honeydew melons, farms	-
Honeydew melons, acres	-
Squash, all, farms	13
Squash, all, acres	14
Watermelons, farms	2
Watermelons, acres	(D)

Crystal Demographics	2012
Operators	104
Male	66
Female	38
Average age of: All operators	58
Under 25 years (number of operators)	1
25 to 44 years (number of operators)	20
45 to 64 years (number of operators)	43
65 years and over (number of operators)	40



U.S. Department of Agriculture
National Agricultural Statistics Service

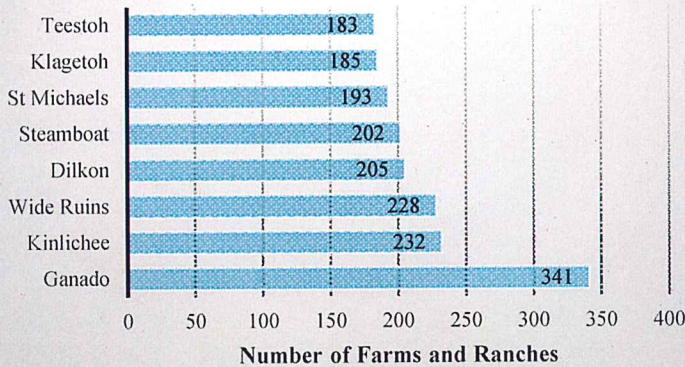
www.agcensus.usda.gov
1-800-645-7286

2012 CENSUS OF AGRICULTURE



Navajo Nation: Ft Defiance Chapter

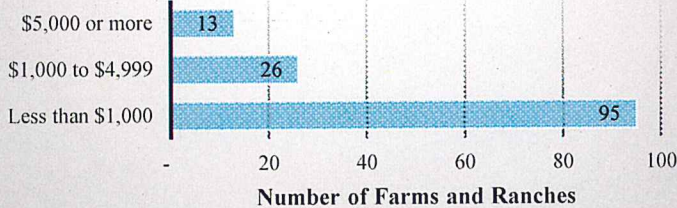
Farms and Ranches by Chapter




Ya 'at 'eeh
FORT Defiance Agency



Farms and Ranches by Economic Size



All Operators by Age Group



Ft Defiance Chapter

	2012
Number of Farms and Ranches	134
Land in farms and ranches, acres	22,523
Market value of agricultural products sold, \$1,000	\$ 220
Crops, including nursery and greenhouse crops, \$1,000	\$ 128
Livestock, poultry, and their products, \$1,000	\$ 92
Market value of agricultural products sold, Average per farm dollars	\$ 1,641
Total farm production expenses, \$1,000	\$ 876
Average age of: All operators	65



U.S. Department of Agriculture
National Agricultural Statistics Service

www.agcensus.usda.gov
1-800-645-7286

2012 CENSUS OF AGRICULTURE



Ft Defiance Chapter Livestock		2012
Cattle and calves inventory, farms		27
Cattle and calves inventory, number		379
Beef cows, farms		21
Beef cows, number		268
Sheep and lambs inventory, farms		81
Sheep and lambs inventory, number		2,305
Total horses and ponies inventory, farms		64
Total horses and ponies inventory, number		187
Goats, all inventory, farms		44
Goats, all inventory, number		415

Ft Defiance Chapter Crops		2012
Corn, traditional, farms		20
Corn, traditional, acres		71
Forage-land used for all hay and haylage, grass silage, and green chop, farms		7
Forage-land used for all hay and haylage, grass silage, and green chop, acres		60
Forage-land used for all hay and haylage, grass silage, and green chop, tons, dry		187
Land in vegetables, farms		15
Land in vegetables, acres		29
Cantaloupes, farms		4
Cantaloupes, acres		(D)
Honeydew melons, farms		-
Honeydew melons, acres		-
Squash, all, farms		10
Squash, all, acres		7
Watermelons, farms		4
Watermelons, acres		0

Ft Defiance Chapter Demographics		2012
Operators		192
Male		116
Female		76
Average age of: All operators		65
Under 25 years	(number of operators)	3
25 to 44 years	(number of operators)	11
45 to 64 years	(number of operators)	75
65 years and over	(number of operators)	103



U.S. Department of Agriculture
National Agricultural Statistics Service

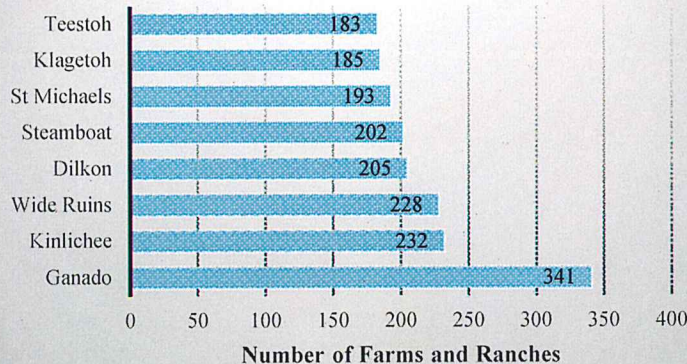
www.agcensus.usda.gov
1-800-645-7286

2012 CENSUS OF AGRICULTURE



Navajo Nation: Houck

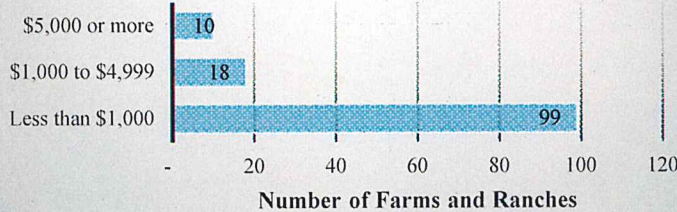
Farms and Ranches by Chapter




Ya 'at 'eeh
FORT Defiance Agency



Farms and Ranches by Economic Size



All Operators by Age Group




Houck		2012
Number of Farms and Ranches		127
Land in farms and ranches, acres		2,084
Market value of agricultural products sold, \$1,000		\$ 125
Crops, including nursery and greenhouse crops, \$1,000		\$ 29
Livestock, poultry, and their products, \$1,000		\$ 96
Market value of agricultural products sold, Average per farm dollars		\$ 984
Total farm production expenses, \$1,000		\$ 773
Average age of: All operators		53



U.S. Department of Agriculture
National Agricultural Statistics Service

www.agcensus.usda.gov
1-800-645-7286

2012 CENSUS OF AGRICULTURE



Houck Livestock		2012
Cattle and calves inventory, farms		20
Cattle and calves inventory, number		254
Beef cows, farms		18
Beef cows, number		185
Sheep and lambs inventory, farms		99
Sheep and lambs inventory, number		1,468
Total horses and ponies inventory, farms		81
Total horses and ponies inventory, number		342
Goats, all inventory, farms		27
Goats, all inventory, number		246

Houck Crops		2012
Corn, traditional, farms		5
Corn, traditional, acres		(D)
Forage-land used for all hay and haylage, grass silage, and green chop, farms		-
Forage-land used for all hay and haylage, grass silage, and green chop, acres		-
Forage-land used for all hay and haylage, grass silage, and green chop, tons, dry		-
Land in vegetables, farms		7
Land in vegetables, acres		(D)
Cantaloupes, farms		-
Cantaloupes, acres		-
Honeydew melons, farms		-
Honeydew melons, acres		-
Squash, all, farms		7
Squash, all, acres		(D)
Watermelons, farms		7
Watermelons, acres		5

Houck Demographics		2012
Operators		253
Male		141
Female		112
Average age of: All operators		53
Under 25 years	(number of operators)	6
25 to 44 years	(number of operators)	72
45 to 64 years	(number of operators)	128
65 years and over	(number of operators)	47



U.S. Department of Agriculture
National Agricultural Statistics Service

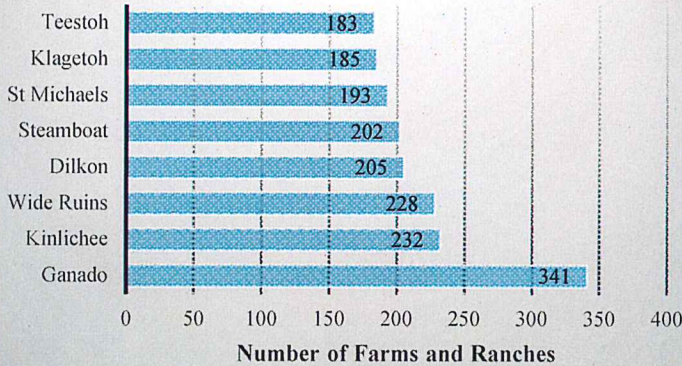
www.agcensus.usda.gov
1-800-645-7286

2012 CENSUS OF AGRICULTURE



Navajo Nation: Lupton

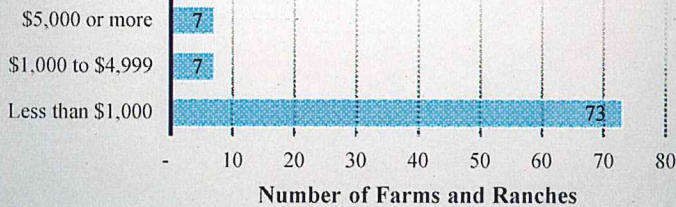
Farms and Ranches by Chapter




Ya 'at 'ech
FORT Defiance Agency



Farms and Ranches by Economic Size



All Operators by Age Group



Lupton

	2012
Number of Farms and Ranches	87
Land in farms and ranches, acres	13,585
Market value of agricultural products sold, \$1,000	\$ 144
Crops, including nursery and greenhouse crops, \$1,000	\$ 122
Livestock, poultry, and their products, \$1,000	\$ 22
Market value of agricultural products sold, Average per farm dollars	\$ 1,655
Total farm production expenses, \$1,000	\$ 410
Average age of: All operators	57



U.S. Department of Agriculture
National Agricultural Statistics Service

www.agcensus.usda.gov
1-800-645-7286

2012 CENSUS OF AGRICULTURE



Lupton Livestock		2012
Cattle and calves inventory, farms		9
Cattle and calves inventory, number		160
Beef cows, farms		7
Beef cows, number		118
Sheep and lambs inventory, farms		56
Sheep and lambs inventory, number		846
Total horses and ponies inventory, farms		62
Total horses and ponies inventory, number		288
Goats, all inventory, farms		38
Goats, all inventory, number		194

Lupton Crops		2012
Corn, traditional, farms		10
Corn, traditional, acres		35
Forage-land used for all hay and haylage, grass silage, and green chop, farms		-
Forage-land used for all hay and haylage, grass silage, and green chop, acres		-
Forage-land used for all hay and haylage, grass silage, and green chop, tons, dry		-
Land in vegetables, farms		6
Land in vegetables, acres		31
Cantaloupes, farms		-
Cantaloupes, acres		-
Honeydew melons, farms		-
Honeydew melons, acres		-
Squash, all, farms		6
Squash, all, acres		15
Watermelons, farms		3
Watermelons, acres		3

Lupton Demographics		2012
Operators		192
Male		102
Female		90
Average age of: All operators		57
Under 25 years	(number of operators)	8
25 to 44 years	(number of operators)	20
45 to 64 years	(number of operators)	107
65 years and over	(number of operators)	57



U.S. Department of Agriculture
National Agricultural Statistics Service

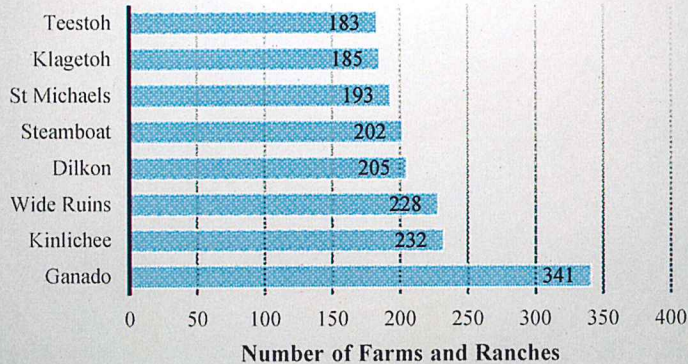
www.agcensus.usda.gov
1-800-645-7286

2012 CENSUS OF AGRICULTURE



Navajo Nation: New Lands/Nahata Dziil

Farms and Ranches by Chapter



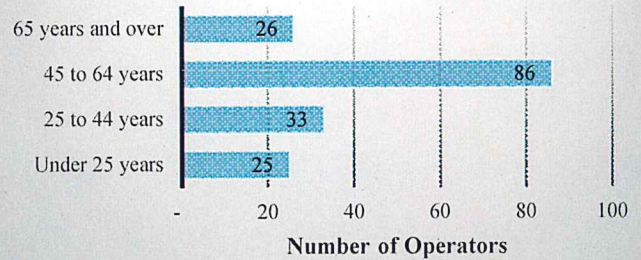
Ya 'at 'eeh
FORT Defiance Agency



Farms and Ranches by Economic Size



All Operators by Age Group



New Lands/Nahata Dziil	2012
Number of Farms and Ranches	85
Land in farms and ranches, acres	11,270
Market value of agricultural products sold, \$1,000	\$ 2,870
Crops, including nursery and greenhouse crops, \$1,000	\$ 2,651
Livestock, poultry, and their products, \$1,000	\$ 219
Market value of agricultural products sold, Average per farm dollars	\$ 33,766
Total farm production expenses, \$1,000	\$ 1,466
Average age of: All operators	48



U.S. Department of Agriculture
National Agricultural Statistics Service

www.agcensus.usda.gov
1-800-645-7286

2012 CENSUS OF AGRICULTURE



New Lands/Nahata Dziil Livestock	2012
Cattle and calves inventory, farms	54
Cattle and calves inventory, number	808
Beef cows, farms	50
Beef cows, number	696
Sheep and lambs inventory, farms	57
Sheep and lambs inventory, number	881
Total horses and ponies inventory, farms	71
Total horses and ponies inventory, number	286
Goats, all inventory, farms	32
Goats, all inventory, number	299

New Lands/Nahata Dziil Crops	2012
Corn, traditional, farms	9
Corn, traditional, acres	246
Forage-land used for all hay and haylage, grass silage, and green chop, farms	-
Forage-land used for all hay and haylage, grass silage, and green chop, acres	-
Forage-land used for all hay and haylage, grass silage, and green chop, tons, dry	-
Land in vegetables, farms	9
Land in vegetables, acres	374
Cantaloupes, farms	-
Cantaloupes, acres	-
Honeydew melons, farms	1
Honeydew melons, acres	(D)
Squash, all, farms	3
Squash, all, acres	5
Watermelons, farms	7
Watermelons, acres	361

New Lands/Nahata Dziil Demographics	2012
Operators	170
Male	88
Female	82
Average age of: All operators	48
Under 25 years (number of operators)	25
25 to 44 years (number of operators)	33
45 to 64 years (number of operators)	86
65 years and over (number of operators)	26



U.S. Department of Agriculture
National Agricultural Statistics Service

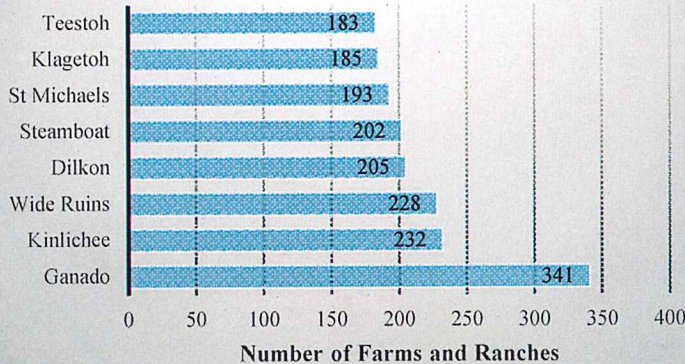
www.agcensus.usda.gov
1-800-645-7286

2012 CENSUS OF AGRICULTURE



Navajo Nation: Oak Springs

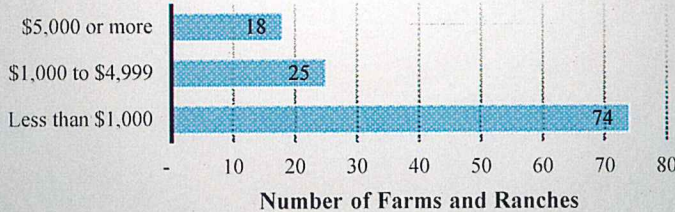
Farms and Ranches by Chapter




Ya 'at 'eeh
FORT Defiance Agency



Farms and Ranches by Economic Size



All Operators by Age Group



Oak Springs	2012
Number of Farms and Ranches	117
Land in farms and ranches, acres	14,269
Market value of agricultural products sold, \$1,000	\$ 302
Crops, including nursery and greenhouse crops, \$1,000	\$ 199
Livestock, poultry, and their products, \$1,000	\$ 103
Market value of agricultural products sold, Average per farm dollars	\$ 2,581
Total farm production expenses, \$1,000	\$ 940
Average age of: All operators	56



U.S. Department of Agriculture
National Agricultural Statistics Service

www.agcensus.usda.gov
1-800-645-7286

2012 CENSUS OF AGRICULTURE



Oak Springs Livestock		2012
Cattle and calves inventory, farms		46
Cattle and calves inventory, number		600
Beef cows, farms		37
Beef cows, number		457
Sheep and lambs inventory, farms		85
Sheep and lambs inventory, number		1,320
Total horses and ponies inventory, farms		62
Total horses and ponies inventory, number		262
Goats, all inventory, farms		29
Goats, all inventory, number		231

Oak Springs Crops		2012
Corn, traditional, farms		25
Corn, traditional, acres		198
Forage-land used for all hay and haylage, grass silage, and green chop, farms		1
Forage-land used for all hay and haylage, grass silage, and green chop, acres		(D)
Forage-land used for all hay and haylage, grass silage, and green chop, tons, dry		(D)
Land in vegetables, farms		14
Land in vegetables, acres		21
Cantaloupes, farms		1
Cantaloupes, acres		(D)
Honeydew melons, farms		-
Honeydew melons, acres		-
Squash, all, farms		14
Squash, all, acres		10
Watermelons, farms		13
Watermelons, acres		8

Oak Springs Demographics		2012
Operators		207
Male		119
Female		88
Average age of: All operators		56
Under 25 years	(number of operators)	7
25 to 44 years	(number of operators)	30
45 to 64 years	(number of operators)	105
65 years and over	(number of operators)	65



U.S. Department of Agriculture
National Agricultural Statistics Service

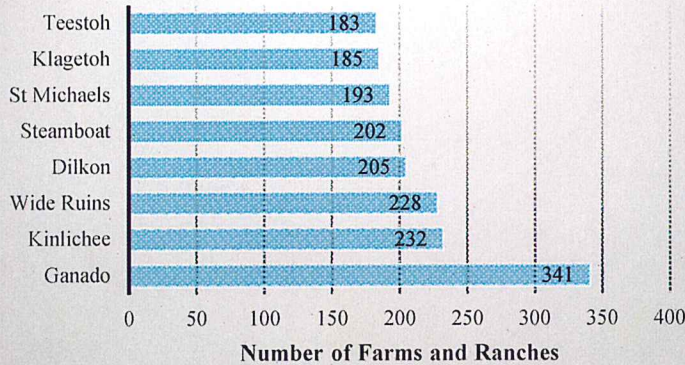
www.agcensus.usda.gov
1-800-645-7286

2012 CENSUS OF AGRICULTURE



Navajo Nation: Red Lake

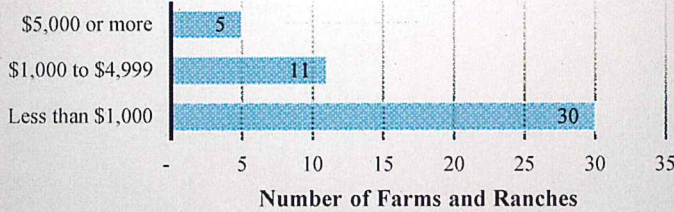
Farms and Ranches by Chapter




Ya 'at 'eeh
FORT Defiance Agency



Farms and Ranches by Economic Size



All Operators by Age Group



Red Lake

2012

Number of Farms and Ranches	46
Land in farms and ranches, acres	45,805
Market value of agricultural products sold, \$1,000	\$ 92
Crops, including nursery and greenhouse crops, \$1,000	\$ 13
Livestock, poultry, and their products, \$1,000	\$ 79
Market value of agricultural products sold, Average per farm dollars	\$ 1,995
Total farm production expenses, \$1,000	\$ 251
Average age of: All operators	63



U.S. Department of Agriculture
National Agricultural Statistics Service

www.agcensus.usda.gov
1-800-645-7286

2012 CENSUS OF AGRICULTURE



Red Lake Livestock	2012
Cattle and calves inventory, farms	26
Cattle and calves inventory, number	325
Beef cows, farms	26
Beef cows, number	264
Sheep and lambs inventory, farms	21
Sheep and lambs inventory, number	695
Total horses and ponies inventory, farms	19
Total horses and ponies inventory, number	70
Goats, all inventory, farms	16
Goats, all inventory, number	126

Red Lake Crops	2012
Corn, traditional, farms	1
Corn, traditional, acres	(D)
Forage-land used for all hay and haylage, grass silage, and green chop, farms	-
Forage-land used for all hay and haylage, grass silage, and green chop, acres	-
Forage-land used for all hay and haylage, grass silage, and green chop, tons, dry	-
Land in vegetables, farms	1
Land in vegetables, acres	(D)
Cantaloupes, farms	-
Cantaloupes, acres	-
Honeydew melons, farms	-
Honeydew melons, acres	-
Squash, all, farms	1
Squash, all, acres	(D)
Watermelons, farms	-
Watermelons, acres	-

Red Lake Demographics	2012
Operators	85
Male	53
Female	32
Average age of: All operators	63
Under 25 years (number of operators)	1
25 to 44 years (number of operators)	12
45 to 64 years (number of operators)	30
65 years and over (number of operators)	42



U.S. Department of Agriculture
National Agricultural Statistics Service

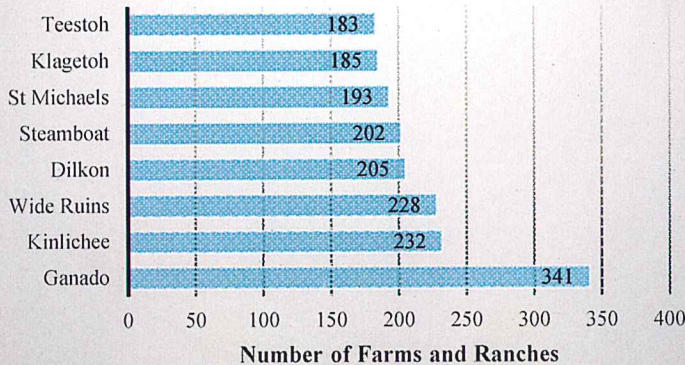
www.agcensus.usda.gov
1-800-645-7286

2012 CENSUS OF AGRICULTURE



Navajo Nation: St Michaels

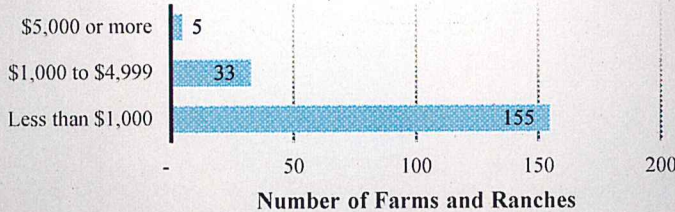
Farms and Ranches by Chapter




Ya 'at 'eeh
FORT Defiance Agency



Farms and Ranches by Economic Size



All Operators by Age Group



St Michaels

	2012
Number of Farms and Ranches	193
Land in farms and ranches, acres	19,553
Market value of agricultural products sold, \$1,000	\$ 166
Crops, including nursery and greenhouse crops, \$1,000	\$ 71
Livestock, poultry, and their products, \$1,000	\$ 95
Market value of agricultural products sold, Average per farm dollars	\$ 860
Total farm production expenses, \$1,000	\$ 897
Average age of: All operators	62



U.S. Department of Agriculture
National Agricultural Statistics Service

www.agcensus.usda.gov
1-800-645-7286

2012 CENSUS OF AGRICULTURE



St Michaels Livestock		2012
Cattle and calves inventory, farms		40
Cattle and calves inventory, number		375
Beef cows, farms		33
Beef cows, number		313
Sheep and lambs inventory, farms		119
Sheep and lambs inventory, number		2,046
Total horses and ponies inventory, farms		97
Total horses and ponies inventory, number		335
Goats, all inventory, farms		79
Goats, all inventory, number		846

St Michaels Crops		2012
Corn, traditional, farms		17
Corn, traditional, acres		38
Forage-land used for all hay and haylage, grass silage, and green chop, farms		7
Forage-land used for all hay and haylage, grass silage, and green chop, acres		62
Forage-land used for all hay and haylage, grass silage, and green chop, tons, dry		97
Land in vegetables, farms		16
Land in vegetables, acres		20
Cantaloupes, farms		-
Cantaloupes, acres		-
Honeydew melons, farms		-
Honeydew melons, acres		-
Squash, all, farms		14
Squash, all, acres		13
Watermelons, farms		7
Watermelons, acres		3

St Michaels Demographics		2012
Operators		273
Male		135
Female		138
Average age of: All operators		62
Under 25 years	(number of operators)	-
25 to 44 years	(number of operators)	27
45 to 64 years	(number of operators)	108
65 years and over	(number of operators)	138



U.S. Department of Agriculture
National Agricultural Statistics Service

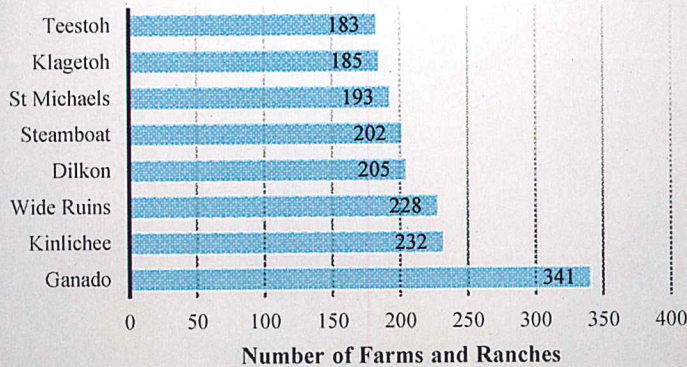
www.agcensus.usda.gov
1-800-645-7286

2012 CENSUS OF AGRICULTURE



Navajo Nation: Sawmill

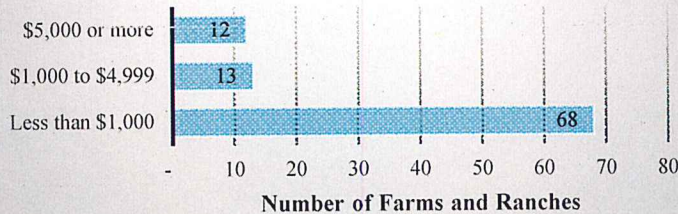
Farms and Ranches by Chapter




Ya 'at 'eeh
FORT Defiance Agency



Farms and Ranches by Economic Size



All Operators by Age Group



Sawmill

	2012
Number of Farms and Ranches	93
Land in farms and ranches, acres	2,847
Market value of agricultural products sold, \$1,000	\$ 228
Crops, including nursery and greenhouse crops, \$1,000	\$ 189
Livestock, poultry, and their products, \$1,000	\$ 39
Market value of agricultural products sold, Average per farm dollars	\$ 2,449
Total farm production expenses, \$1,000	\$ 650
Average age of: All operators	60



U.S. Department of Agriculture
National Agricultural Statistics Service

www.agcensus.usda.gov
1-800-645-7286

2012 CENSUS OF AGRICULTURE



Sawmill Livestock	2012
Cattle and calves inventory, farms	25
Cattle and calves inventory, number	366
Beef cows, farms	23
Beef cows, number	326
Sheep and lambs inventory, farms	51
Sheep and lambs inventory, number	668
Total horses and ponies inventory, farms	32
Total horses and ponies inventory, number	100
Goats, all inventory, farms	44
Goats, all inventory, number	580

Sawmill Crops	2012
Corn, traditional, farms	29
Corn, traditional, acres	112
Forage-land used for all hay and haylage, grass silage, and green chop, farms	12
Forage-land used for all hay and haylage, grass silage, and green chop, acres	228
Forage-land used for all hay and haylage, grass silage, and green chop, tons, dry	(D)
Land in vegetables, farms	18
Land in vegetables, acres	35
Cantaloupes, farms	-
Cantaloupes, acres	-
Honeydew melons, farms	1
Honeydew melons, acres	(D)
Squash, all, farms	9
Squash, all, acres	15
Watermelons, farms	2
Watermelons, acres	(D)

Sawmill Demographics	2012
Operators	135
Male	74
Female	61
Average age of: All operators	60
Under 25 years (number of operators)	8
25 to 44 years (number of operators)	22
45 to 64 years (number of operators)	42
65 years and over (number of operators)	63



U.S. Department of Agriculture
National Agricultural Statistics Service

www.agcensus.usda.gov
1-800-645-7286