



NEWS RELEASE



United States Department of Agriculture
NATIONAL AGRICULTURAL STATISTICS SERVICE
NORTH CAROLINA FIELD OFFICE

Cooperating with the North Carolina Department of Agriculture and Consumer Services
PO Box 27767 - Raleigh, NC 27611
E-mail: ncagstat@ncagr.gov

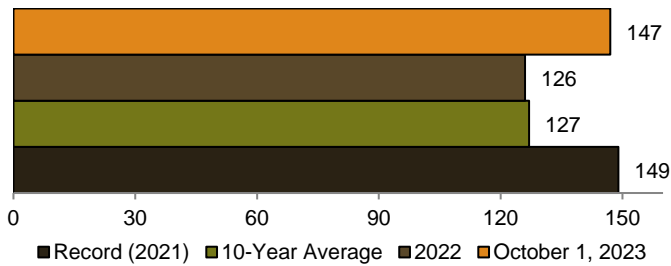
FOR IMMEDIATE RELEASE
October 12, 2023

NORTH CAROLINA CORN & PEANUTS PRODUCTION ESTIMATES UP, COTTON & SOYBEANS DOWN

Corn for Grain

- Yield estimate of 147 bushels per acre is up 21 bushels per acre from last year's yield of 126 bushels per acre.
- Production forecast at 132.3 million bushels is up 34% from the 98.91 million bushels produced last year.
- Harvested acres projected at 900,000 are up from the 785,000 acres harvested in 2022.

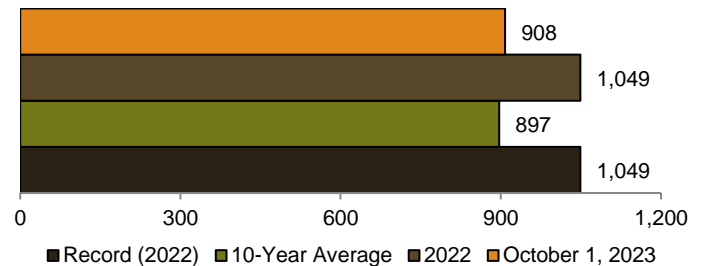
Corn for Grain Yield - (*Bushels*)



Cotton

- Yield estimate of 908 pounds per acre is down 141 pounds per acre from last year's yield of 1,049 pounds per acre.
- Production forecast at 700,000 bales is down 30% from last year's production of 1,005,000 bales.
- Harvested acres projected at 370,000 are down from the 460,000 acres harvested in 2022.

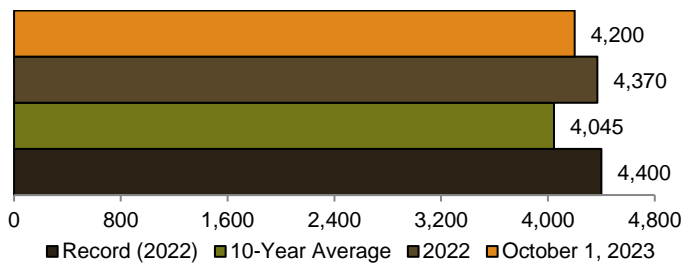
Upland Cotton Yield - (*Pounds*)



Peanuts

- Yield estimate of 4,200 pounds per acre is down 170 pounds from last year's estimate of 4,370 pounds per acre.
- Production forecast at 516.6 million pounds is up 2% from last year's production of 506.92 million pounds.
- Harvested acres projected at 123,000 acres are up from the 116,000 acres harvested in 2022.

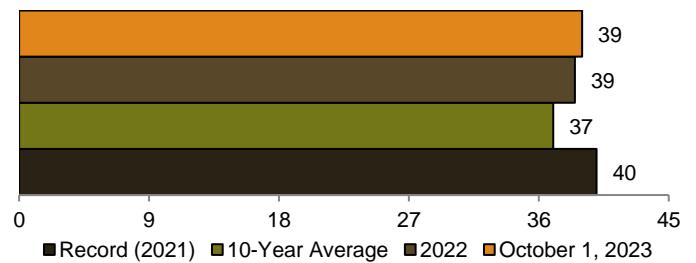
Peanut Yield - (*Pounds*)



Soybeans

- Yield estimate of 39.0 bushels per acre is up 0.5 bushels per acre from last year's yield of 38.5 bushels per acre.
- Production forecast at 63.96 million bushels is down 1% from last year's production of 64.68 million bushels.
- Harvested acres projected at 1.64 million acres are down 40,000 acres from last year.

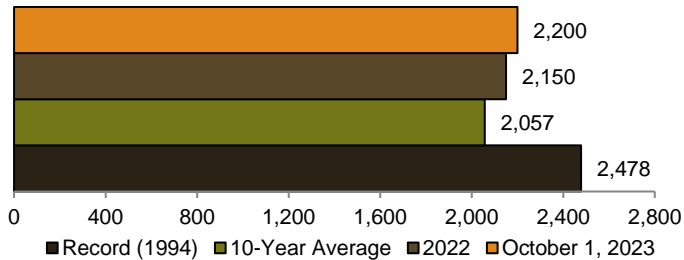
Soybean Yield - (*Bushels*)



Flue-Cured Tobacco

- Yield estimate of 2,200 pounds per acre is up 50 pounds per acre from last year.
- Production forecast at 248.6 million pounds per acre is down 0.3% from last year's production of 249.4 million pounds.
- Harvested acres projected at 113,000 are down from the 116,000 acres harvested in 2022.

Flue-Cured Tobacco - (Pounds)



| ACRES, YIELD AND PRODUCTION, OCTOBER 1, 2023 | | | | | | | | | |
|--|------|-----------------------|-------|----------------------|-------------|-----------|------------------|---------|----------------|
| Crops | Unit | Harvested | | Yield | | | Production | | |
| | | 2022 | 2023 | 2022 | 2023 | | 2022 | 2023 | Percent Change |
| | | | | | September 1 | October 1 | | | |
| | | <i>Thousand Acres</i> | | <i>Unit per Acre</i> | | | <i>Thousands</i> | | <i>+/-</i> |
| Corn for Grain | Bu. | 785 | 900 | 126 | 147 | 147 | 98,910 | 132,300 | +34 |
| Cotton: Upland ¹ | Lb. | 460 | 370 | 1,049 | 882 | 908 | 1,005 | 700 | -30 |
| Hay: Other | Ton | 650 | 630 | 2.2 | - | 2.5 | 1,430 | 1,575 | +10 |
| Peanuts | Lb. | 116 | 123 | 4,370 | 4,250 | 4,200 | 506,920 | 516,600 | +2 |
| Soybeans | Bu. | 1,680 | 1,640 | 38.5 | 39.0 | 39.0 | 64,680 | 63,960 | -1 |
| Tobacco: Flue Cured | Lb. | 116 | 113 | 2,150 | 2,100 | 2,200 | 249,400 | 248,600 | -0 |
| Tobacco: Burley | Lb. | 0.16 | 0.12 | 1,700 | 2,000 | 2,000 | 272 | 240 | -12 |

¹ Production in 480-pound net weight bales. Production ginned and to be ginned.