



# NEWS RELEASE

United States Department of Agriculture  
NATIONAL AGRICULTURAL STATISTICS SERVICE  
NORTH CAROLINA FIELD OFFICE



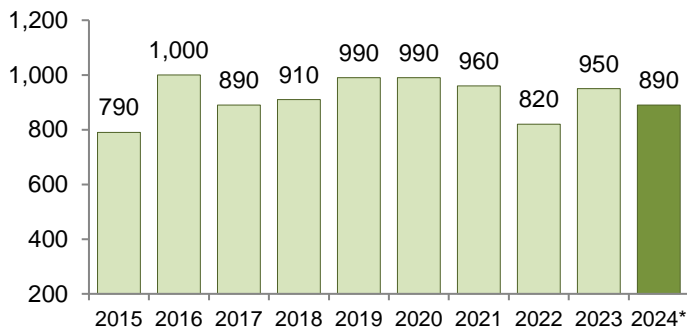
Cooperating with the North Carolina Department of Agriculture and Consumer Services  
PO Box 27767 - Raleigh, NC 27611 - 919-707-3333  
E-mail: ncagstat@ncagr.gov

FOR IMMEDIATE RELEASE  
April 2, 2024

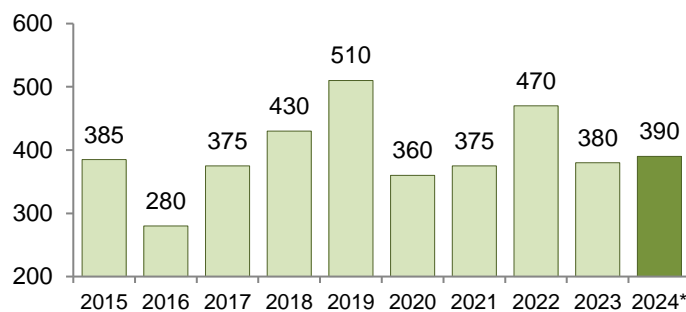
## NORTH CAROLINA 2024 PLANTING INTENTIONS

- ◆ USDA National Agricultural Statistics Service's *Prospective Plantings* report is the first survey-based planting intention estimates this year for NC.
- ◆ Over the coming months, NC farmers will be contacted again to verify or update their planted acreage and provide more detail on their expectations for harvested acreage, yield, and production.
- ◆ NC farmers are encouraged to participate in the survey process, specifically utilizing the secure, online data reporting options whenever possible.
- ◆ **Corn** plantings are expected to total 890,000 acres in 2024, down 6% from 2023.
- ◆ **Cotton** growers intend to plant 390,000 acres in 2024, up 3% from last year.
- ◆ **Flue-cured tobacco** growers expect to harvest 114,000 acres in 2024, up 1% from 2023.
- ◆ **Soybean** plantings, expected to total 1,650,000 acres in 2024, up 1% from 2023.
- ◆ **Peanut** growers intend to plant 120,000 acres in 2024, down 3% from 2023.
- ◆ **Winter wheat** plantings totaled 410,000 acres, down 15% from last year.

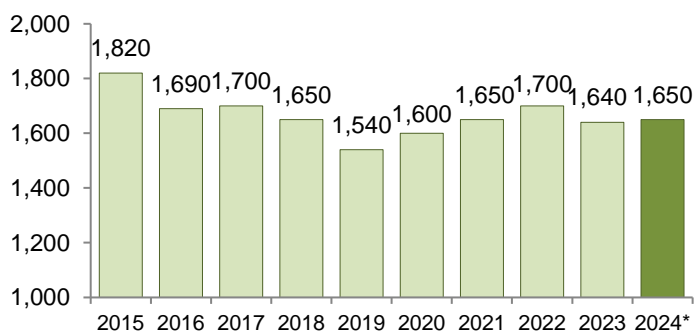
NC Corn Plantings - (Thousand Acres)



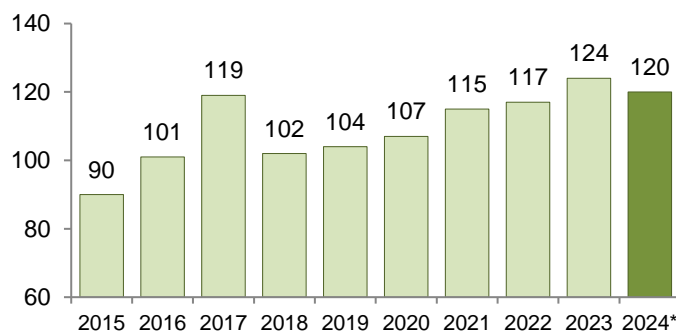
NC Cotton Plantings - (Thousand Acres)



NC Soybean Plantings - (Thousand Acres)



NC Peanut Plantings - (Thousand Acres)



\*Planting intentions as of March 1. Actual plantings may change based on weather, input costs, commodity prices, etc. and will be reflected in the Acreage report released June 30.

PROSPECTIVE PLANTINGS						
Crops	North Carolina			United States		
	2023	2024 Intentions	Percent Change	2023	2024 Intentions	Percent Change
	Thousand Acres		+/-	Thousand Acres		+/-
Barley <sup>1</sup>	16	15	-6	3,101	2,566	-17
Corn: All	950	890	-6	94,641	90,036	-5
Cotton: Upland	380.0	390.0	+3	10,083.0	10,470.0	+4
Hay: All <sup>2</sup>	657	650	-1	52,821	51,562	-2
Oats <sup>1</sup>	37	33	-11	2,555	2,318	-9
Peanuts	124.0	120.0	-3	1,645.0	1,651.0	-0
Soybeans	1,640	1,650	+1	83,600	86,510	+3
Tobacco: Flue-cured <sup>2</sup>	113.0	114.0	+1	138.0	127.0	-8
Wheat: Winter <sup>1</sup>	480	410	-15	36,699	34,135	-7

<sup>1</sup> Includes acreage planted in preceding fall. <sup>2</sup> Data for hay and tobacco represent harvested acres.

Corn and Soybean Planted Acres - North Carolina and US  
(Thousands)

