

AUGUST



# MONTHLY FARM REPORT

## North Carolina Field Office



Post Office Box 27767 | Raleigh, North Carolina 27611 | Telephone: 919-707-3333 | Email: ncagstat@ncagr.gov

[www.ncagr.gov/stats](http://www.ncagr.gov/stats) or [www.nass.usda.gov](http://www.nass.usda.gov)

Released August 30, 2023

### EGG PRODUCTION - June

State	Layers On Hand		Total Eggs Produced		Table Eggs		Hatching Eggs	
	2022	2023	2022	2023	2022	2023	2022	2023
	<i>Thousands</i>		<i>Million Eggs</i>					
Alabama	11,885	12,345	225	227	35	36	190	191
Georgia	20,139	19,965	429	423	231	223	198	200
<b>North Carolina</b>	<b>15,788</b>	<b>16,005</b>	<b>333</b>	<b>347</b>	<b>172</b>	<b>184</b>	<b>161</b>	<b>163</b>
South Carolina	3,809	3,627	80	81	58	58	22	23
Other States <sup>1</sup>	30,282	32,334	713	758	638	676	75	81
United States	367,417	386,576	8,697	9,077	7,419	7,776	1,278	1,300

(NA) Not available. <sup>1</sup> Not published separately to avoid disclosing individual operations.

### CHICKS HATCHED - June

State	Broiler-Type		
	2022	2023	Percent Change
	<i>Thousands</i>		<i>+/-</i>
Alabama	120,263	117,782	-2
Arkansas	85,513	84,267	-1
Delaware	17,127	18,397	+7
Florida	3,955	4,029	+2
Georgia	118,740	122,823	+3
Kentucky	22,136	22,525	+2
Louisiana	11,324	11,866	+5
Maryland	27,829	27,779	0
Mississippi	61,530	58,428	-5
Missouri	33,731	34,007	+1
<b>North Carolina</b>	<b>91,825</b>	<b>86,846</b>	<b>-5</b>
Oklahoma	25,109	25,546	+2
Pennsylvania	23,096	24,295	+5
South Carolina	18,885	19,244	+2
Texas	64,422	63,629	-1
Virginia	22,310	20,371	-9
California, Tennessee, & West Virginia	44,996	45,071	0
Other States <sup>1</sup>	42,281	43,157	+2
United States	835,072	830,062	-1

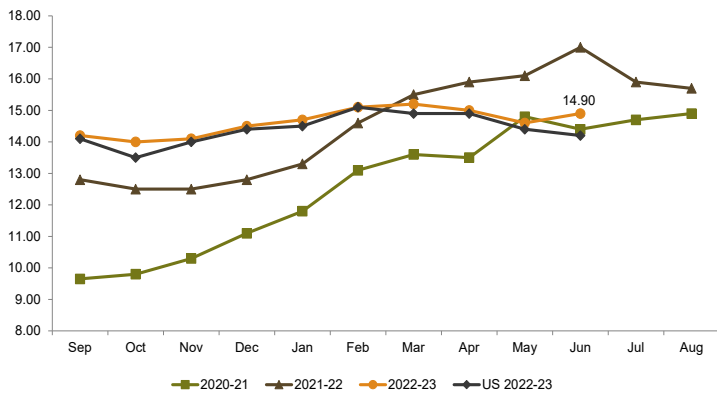
<sup>1</sup> Not published separately to avoid disclosing data for individual operations.





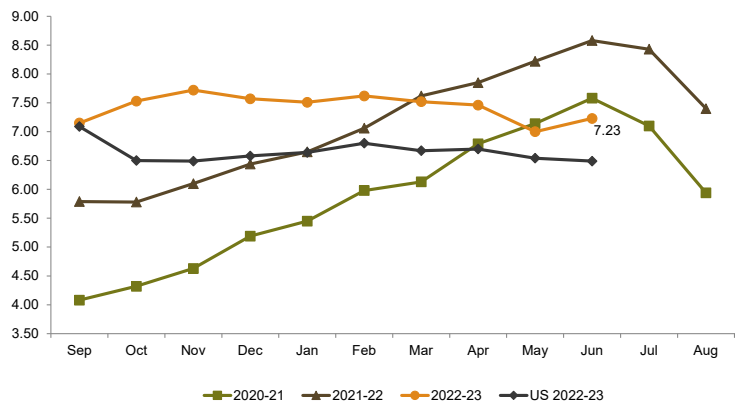
### MONTHLY PRICE RECEIVED FOR SOYBEANS

(Dollars per Bushel)



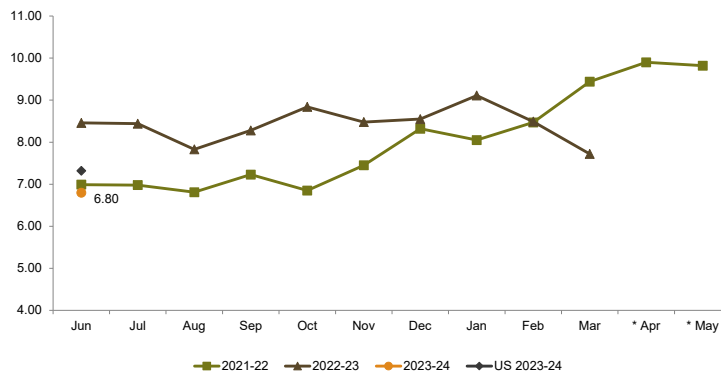
### MONTHLY PRICE RECEIVED FOR CORN

(Dollars per Bushel)



### MONTHLY PRICE RECEIVED FOR WINTER WHEAT

(Dollars per Bushel)



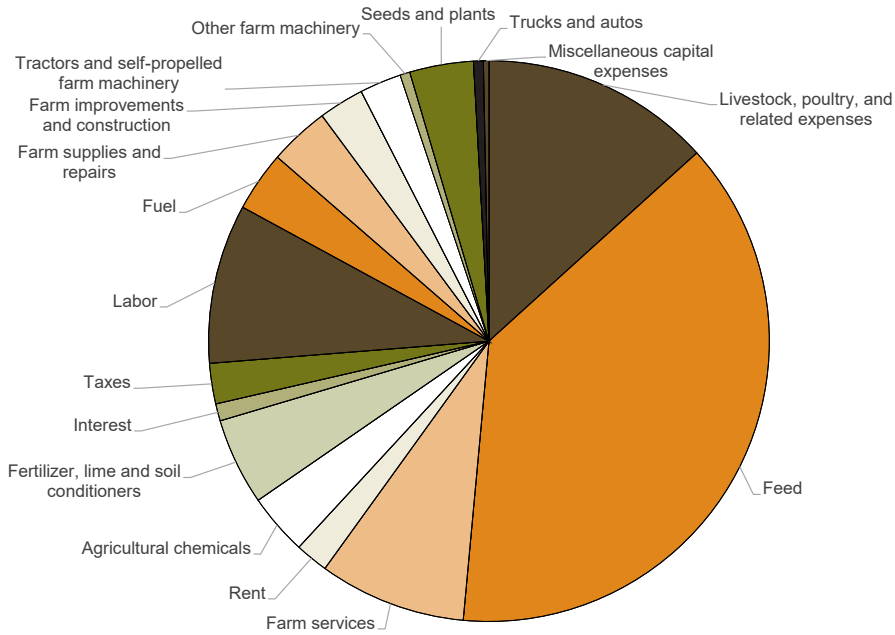
*\*North Carolina prices for April and May 2023 were withheld to avoid disclosing data for individual operations or because of an insufficient number of reports to establish an estimate.*



### NORTH CAROLINA FARM PRODUCTION EXPENDITURES

Expenditure	Farms Reporting		Average Per Farm		Total Expenditures	
	2021	2022	2021	2022	2021	2022
	<i>Percent</i>		<i>Dollars</i>		<i>Million Dollars</i>	
Livestock, poultry, and related expenses	22.5	24.5	39,911	41,778	1,800	1,880
Feed	46.6	56.6	93,792	120,000	4,230	5,400
Farm services	86.2	86.8	19,734	26,667	890	1,200
Rent	34.7	25.5	7,539	6,000	340	270
Agricultural chemicals	52.2	44.1	9,091	11,111	410	500
Fertilizer, lime and soil conditioners	71.4	59.2	12,195	15,778	550	710
Interest	20.9	21.3	2,661	3,111	120	140
Taxes	100.0	100.0	5,100	7,333	230	330
Labor	31.4	25.4	20,177	28,889	910	1,300
Fuel	90.6	86.2	7,539	10,889	340	490
Farm supplies and repairs	87.4	81.9	9,756	10,889	440	490
Farm improvements and construction	56.3	48.9	5,765	8,222	260	370
Tractors and self-propelled farm machinery	17.3	15.1	7,317	7,556	330	340
Other farm machinery	16.9	10.2	2,439	1,778	110	80
Seeds and plants	47.2	36.4	10,865	11,556	490	520
Trucks and autos	13.1	7.1	3,104	1,778	140	80
Miscellaneous capital expenses	3.3	4.6	333	1,000	15	45
<b>Total Farm Production Expenditures</b>	<b>100.0</b>	<b>100.0</b>	<b>257,317</b>	<b>314,333</b>	<b>11,605</b>	<b>14,145</b>

### NORTH CAROLINA FARM PRODUCTION EXPENDITURES 2022

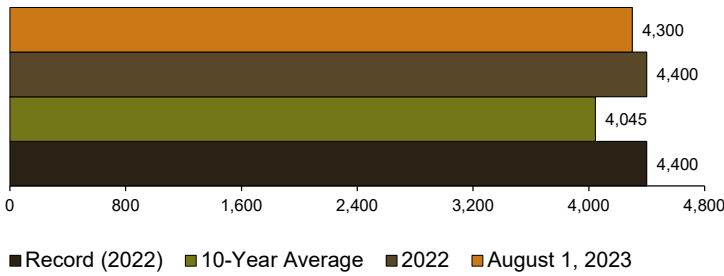


## CROP ACREAGE, YIELD & PRODUCTION - August 1, 2023

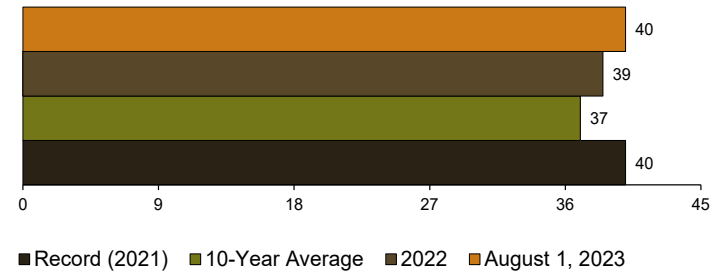
Crops	Unit	Harvested		Yield			Production		
		2022	2023	2022	2023		2022	2023	Percent Change
					July 1	Aug 1			
		<i>Thousand Acres</i>			<i>Unit per Acre</i>		<i>Thousands</i>		<i>+/-</i>
Corn for Grain	Bu.	785	940	126	-	147	98,910	138,180	+40
Cotton: Upland <sup>1</sup>	Lb.	460	370	1,049	-	1,025	1,005	790	-21
Hay: Other	Ton	650	630	2.2	-	2.5	1,430	1,575	+10
Peanuts	Lb.	116	128	4,400	-	4,300	510,400	550,400	+8
Soybeans	Bu.	1,690	1,640	39	-	40	65,065	65,600	+1
Tobacco: Flue Cured	Lb.	116	113	2,150	2,100	2,200	249,400	248,600	-0
Tobacco: Burley	Lb.	0.16	0.12	1,700	-	1,900	272	228	-16
Wheat: Winter	Bu.	375	405	64	66	69	24,000	27,945	+16

<sup>1</sup> Production in 480-lb. net weight bales. Production ginned and to be ginned.

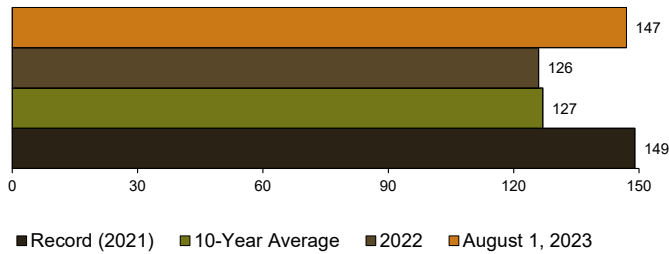
### PEANUT YIELD (Pounds)



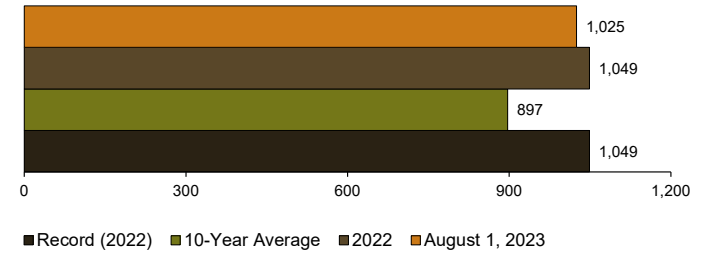
### SOYBEAN YIELD (Bushels)



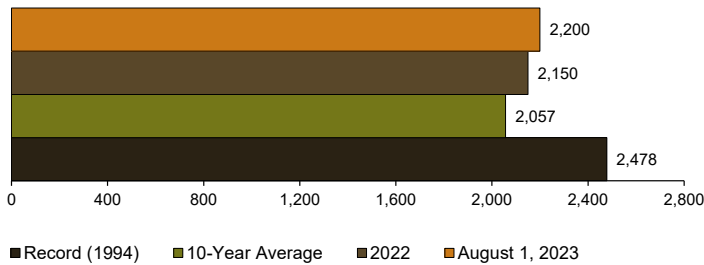
### CORN FOR GRAIN YIELD (Bushels)



### UPLAND COTTON YIELD (Pounds)



### FLUE-CURED TOBACCO YIELD (Pounds)



### WINTER WHEAT YIELD (Bushels)

