



United States Department of Agriculture  
National Agricultural Statistics Service



Mississippi Rice and Grain Stocks

Released: January 12, 2024

Delta Region – Mississippi Field Office

121 North Jefferson Street, Suite 230, Jackson, MS 39201  
(601) 359-1259 · (855) 270-2705 FAX · [www.nass.usda.gov](http://www.nass.usda.gov)

Cooperating with the Mississippi Department of Agriculture and Commerce

This report contains the results from the **2023 December Agricultural, Rice Stocks, and Grain Stocks surveys**. These data are also posted on our web site at <https://www.nass.usda.gov/ms> and in a more detailed report at <https://www.nass.usda.gov>. Thanks to all who responded to these surveys.

Rough Rice Stocks Up 20 Percent

Mississippi **rough rice** stocks in all positions on December 1, 2023, totaled 3.36 million hundredweight (cwt), up 20 percent from December 1, 2022. Stocks held on farms totaled 2.30 million cwt, up 35 percent from a year ago. Off farm stocks totaled 1.06 million cwt, down 4 percent from last year.

Rice Stocks by Position - States and United States: December 1, 2022 and 2023

Class and State	On farms		Off farms <sup>1</sup>		Total all positions	
	2022	2023	2022	2023	2022	2023
<b>Rough rice</b>	(1,000 cwt)	(1,000 cwt)	(1,000 cwt)	(1,000 cwt)	(1,000 cwt)	(1,000 cwt)
Arkansas .....	16,600	22,200	37,443	47,053	54,043	69,253
California .....	2,120	3,220	21,461	33,972	23,581	37,192
Louisiana .....	5,400	6,100	7,943	8,805	13,343	14,905
<b>Mississippi</b> .....	1,700	2,300	1,101	1,056	2,801	3,356
Missouri .....	(D)	(D)	(D)	(D)	5,193	7,665
Texas .....	(D)	(D)	(D)	(D)	6,824	6,068
United States <sup>2</sup> .....	29,680	39,580	76,105	98,859	105,785	138,439
<b>Milled rice</b>			(1,000 cwt)	(1,000 cwt)	(1,000 cwt)	(1,000 cwt)
Arkansas .....	(X)	(X)	1,692	2,616	1,692	2,616
California .....	(X)	(X)	1,995	2,276	1,995	2,276
Louisiana .....	(X)	(X)	(D)	(D)	(D)	(D)
<b>Mississippi</b> .....	(X)	(X)	(D)	(D)	(D)	(D)
Missouri .....	(X)	(X)	(D)	(D)	(D)	(D)
Texas .....	(X)	(X)	1,308	255	1,308	255
United States <sup>2</sup> .....	(X)	(X)	5,638	5,882	5,638	5,882

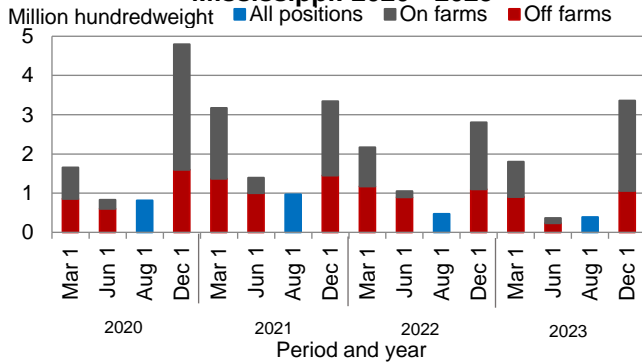
(D) Withheld to avoid disclosing data for individual operations.

(X) Not applicable.

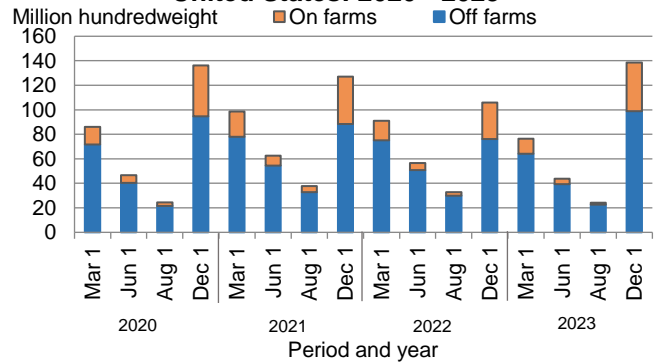
<sup>1</sup> Includes stocks at mills, elevators, warehouses, ports, and in transit.

<sup>2</sup> Includes State data withheld to avoid disclosure of individual operations.

Rough Rice: Stocks by Position  
Mississippi: 2020 - 2023



Rough Rice: Stocks by Position  
United States: 2020 - 2023



## Grain Stocks - December 1, 2023

Mississippi **corn** stocks at off farm grain storage facilities on December 1, 2023, totaled 22.4 million bushels, up 14 percent from December 1, 2022. **Soybean** stocks at off farm storage facilities totaled 10.6 million bushels, down 38 percent from a year ago.

## Grain Stocks by Position - Mississippi and United States: December 1, 2022 and 2023

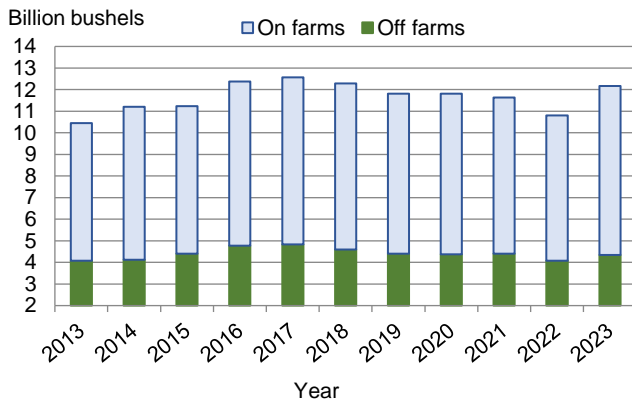
Crop	On farms		Off farms <sup>1</sup>		Total all positions	
	2022	2023	2022	2023	2022	2023
<b>Mississippi</b>	(1,000 bushels)	(1,000 bushels)	(1,000 bushels)	(1,000 bushels)	(1,000 bushels)	(1,000 bushels)
Corn .....	(D)	(D)	19,684	22,355	(D)	(D)
Oats .....	(NA)	(NA)	(D)	(D)	(D)	(D)
Sorghum .....	(NA)	(NA)	(D)	(D)	(D)	(D)
Soybeans .....	(D)	(D)	17,031	10,609	(D)	(D)
Wheat, all .....	(D)	(D)	(D)	(D)	(D)	(D)
<b>United States</b>	(1,000 bushels)	(1,000 bushels)	(1,000 bushels)	(1,000 bushels)	(1,000 bushels)	(1,000 bushels)
Corn .....	6,740,000	7,830,000	4,073,207	4,338,869	10,813,207	12,168,869
Oats .....	24,180	24,030	29,515	38,546	53,695	62,576
Sorghum .....	17,800	33,000	142,271	155,345	160,071	188,345
Soybeans .....	1,477,000	1,453,000	1,544,152	1,546,949	3,021,152	2,999,949
Wheat, all .....	361,900	394,960	949,930	1,015,294	1,311,830	1,410,254

(D) Withheld to avoid disclosing data for individual operations.

(NA) Not available.

<sup>1</sup> Includes stocks at mills, warehouses, terminals, and processors.

**Corn: Stocks by Position  
United States: December 1, 2013 - 2023**



**Soybean: Stocks by Position  
United States: December 1, 2013 - 2023**

