



United States Department of Agriculture  
National Agricultural Statistics Service



Mississippi Prospective Plantings

Released: March 31, 2022

Delta Region – Mississippi Field Office

121 North Jefferson Street, Suite 230, Jackson, MS 39201  
(601) 359-1259 · (855) 270-2705 FAX · [www.nass.usda.gov](http://www.nass.usda.gov)

Cooperating with the Mississippi Department of Agriculture and Commerce

This report contains the results from the **2022 March Agricultural Survey**. These data are also posted on our web site at <https://www.nass.usda.gov/ms> and in a more detailed report at <https://www.nass.usda.gov>. Thanks to all who responded to this survey.

**Corn Acreage Down 16 Percent**  
**Cotton Acreage Up 11 Percent**  
**Rice Acreage Down 5 Percent**  
**Soybean Acreage Up 6 Percent**

Mississippi **corn** producers intend to plant 610,000 acres, down 16 percent from the 730,000 acres planted in 2021.

**Upland cotton** acreage intentions are at 500,000 acres, up 11 percent from the 450,000 acres planted last year.

**All hay** acres expected to be harvested in Mississippi are estimated at 610,000 acres, down 10,000 acres from 2021.

Mississippi **peanut** producers intend to plant 20,000 acres in 2022, up 11 percent from last year.

**All rice** intended planted acres for 2022 are estimated at 100,000 acres, down 5 percent from the 105,000 acres planted in 2021.

**Soybean** producers intend to plant 2.35 million acres in 2022, up 6 percent from last year.

**Winter wheat** acreage in Mississippi is up 5 percent from last year to an estimated 100,000 acres planted for all purposes in 2022.

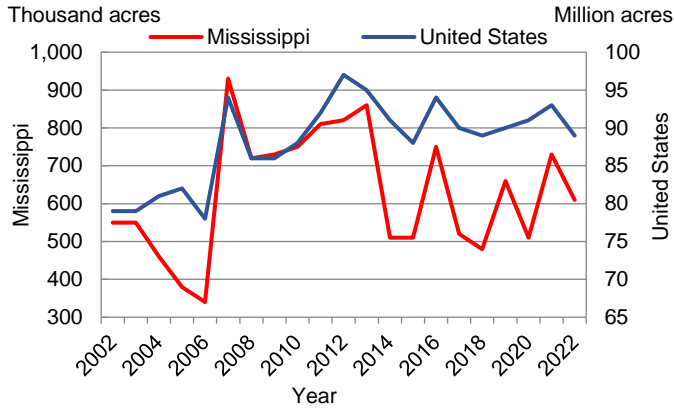
**Principal Crops: Area Planted and Harvested - Mississippi and United States: 2021 and 2022**

Crop	Mississippi			United States		
	2021	2022 <sup>1</sup>	Percent of previous year	2021	2022 <sup>1</sup>	Percent of previous year
	(1,000 acres)	(1,000 acres)	(percent)	(1,000 acres)	(1,000 acres)	(percent)
Corn .....	730.0	610.0	84	93,357.0	89,490.0	96
Cotton, upland .....	450.0	500.0	111	11,093.0	12,058.0	109
Hay, all <sup>2</sup> .....	620.0	610.0	98	50,736.0	50,332.0	99
Peanuts .....	18.0	20.0	111	1,585.2	1,571.0	99
Rice, all .....	105.0	100.0	95	2,532.0	2,452.0	97
Long grain .....	105.0	100.0	95	1,970.0	1,943.0	99
Soybeans .....	2,220.0	2,350.0	106	87,195.0	90,955.0	104
Wheat, winter .....	95.0	100.0	105	33,648.0	34,236.0	102

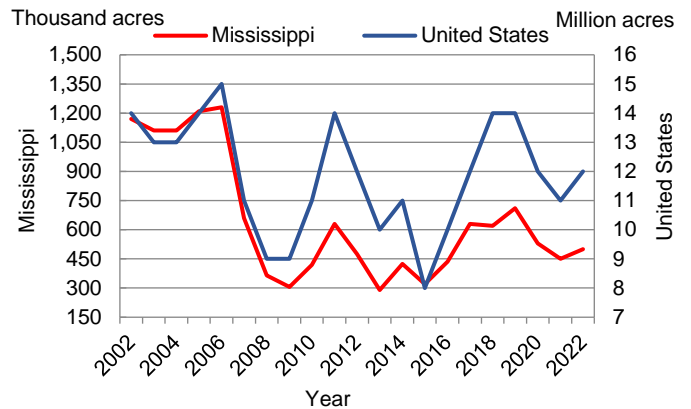
<sup>1</sup> Intended plantings in 2022 as indicated by reports from producers.

<sup>2</sup> Intended area for harvest in 2022 as indicated by reports from producers.

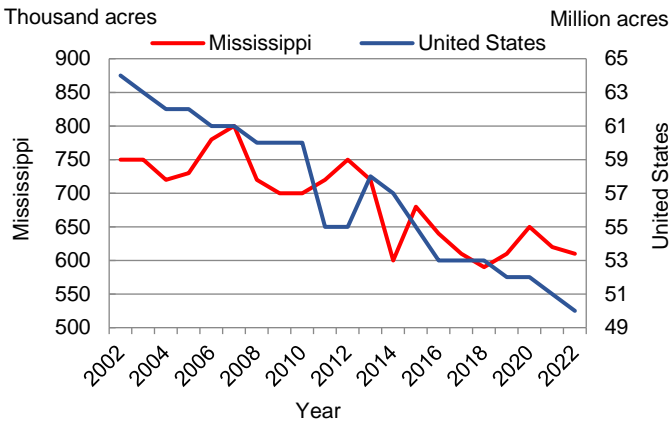
**Corn: Area Planted - Mississippi and United States: 2002 - 2022**



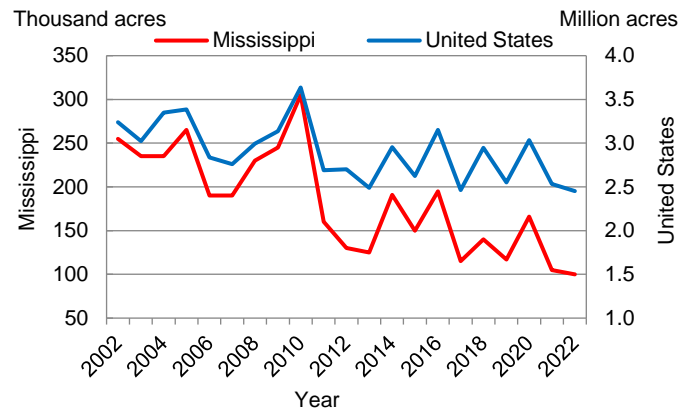
**Upland Cotton: Area Planted - Mississippi and United States: 2002 - 2022**



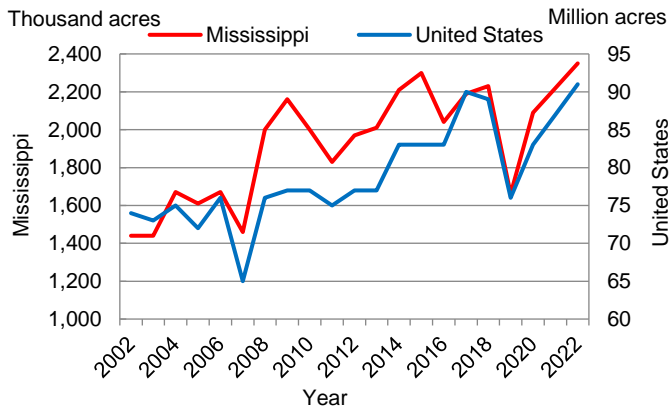
**All Hay: Area Harvested - Mississippi and United States: 2002 - 2022**



**All Rice: Area Planted - Mississippi and United States: 2002 - 2022**



**Soybeans: Area Planted - Mississippi and United States: 2002 - 2022**



**Winter Wheat: Area Planted - Mississippi and United States: 2002 - 2022**

