



United States Department of Agriculture  
National Agricultural Statistics Service

Mississippi Crop Production

Released: November 9, 2023



Delta Region – Mississippi Field Office

121 North Jefferson Street, Suite 230, Jackson, MS 39201  
(601) 359-1259 · (855) 270-2705 FAX · [www.nass.usda.gov](http://www.nass.usda.gov)

Cooperating with the Mississippi Department of Agriculture and Commerce

This report contains the results from the **2023 November Ag Yield** and **Objective Yield** surveys. These data are also posted on our web site at <https://www.nass.usda.gov/ms> and in a more detailed report at <https://www.nass.usda.gov>. Thanks to all who responded to these surveys, and to those cotton producers who allowed objective measurements to be taken in their fields.

**Corn Yield and Production Unchanged from October**  
**Cotton Yield and Production Down from October**  
**Rice Yield and Production Unchanged from October**  
**Soybean Yield and Production Unchanged from October**

Mississippi **corn** for grain production is forecast at 140 million bushels, unchanged from the October 1 forecast but up 50 percent from 2022. Based on conditions as of November 1, yield is expected to average 182 bushels per acre, unchanged from last month but up 17 bushels from last year. Producers expect to harvest 770,000 acres of corn for grain, up 205,000 acres from 2022.

**Upland cotton** production is forecast at 850,000 bales, down 40,000 bales from the October 1 forecast and 336,000 bales below last year. Based on conditions as of November 1, yield is expected to average 1,033 pounds per harvested acre, down 49 pounds from last month and down 51 pounds from 2022. Harvested acreage is estimated at 395,000 acres, down 130,000 acres from 2022.

**Peanut** production in 2023 is forecast at 79.2 million pounds, unchanged from the October 1 forecast but up 26 percent from last year. Based on conditions as of November 1, yield is expected to average 4,400 pounds per acre, unchanged from last month but down 100 pounds from last year. Area for harvest, at 18,000 acres, is up 4,000 acres from 2022.

**All rice** production for the state is forecast at 8.79 million hundredweight, unchanged from the October 1 forecast but up 42 percent from last year's production of 6.19 million hundredweight. Based on conditions as of November 1, the all rice yield for 2023 is forecast at 7,450 pounds per acre, unchanged from last month but up 80 pounds from last year. Producers expect to harvest 118,000 acres, up 34,000 acres from 2022.

**Soybean** production in 2023 is forecast at 123 million bushels, unchanged from the October 1 forecast but down 1 percent from last year. Based on conditions as of November 1, yield is expected to average 57 bushels per acre, unchanged from last month but up 3 bushels from last year. Area for harvest, at 2.15 million acres, is down 140,000 acres from 2022.

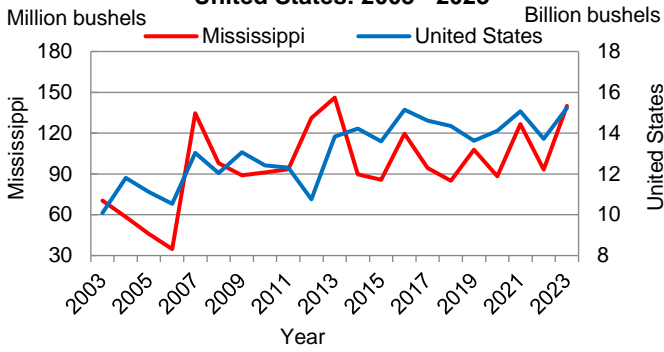
**Area Harvested, Yield, and Production - Mississippi and United States: 2022 and Forecasted November 1, 2023**

Crop	Unit	Area harvested		Yield			Production	
		2022	2023	2022	2023		2022	2023
					October 1	November 1		
<b>Mississippi</b>		(1,000 acres)	(1,000 acres)	(per acre)	(per acre)	(per acre)	(1,000 units)	(1,000 units)
Corn, for grain .....	bushels	565.0	770.0	165.0	182.0	182.0	93,225	140,140
Cotton, upland .....	1	525.0	395.0	1,084.0	1,082.0	1,033.0	1,186	850
Peanuts .....	pounds	14.0	18.0	4,500.0	4,400.0	4,400.0	63,000	79,200
Rice, all .....	2	84.0	118.0	7,370.0	7,450.0	7,450.0	6,191	8,791
Soybeans, for beans ..	bushels	2,290.0	2,150.0	54.0	57.0	57.0	123,660	122,550
<b>United States</b>		(1,000 acres)	(1,000 acres)	(per acre)	(per acre)	(per acre)	(1,000 units)	(1,000 units)
Corn, for grain .....	bushels	79,115.0	87,096.0	173.4	173.0	174.9	13,714,676	15,234,285
Cotton, upland .....	1	7,131.5	7,879.8	942.0	759.0	776.0	13,998	12,736
Peanuts .....	pounds	1,383.1	1,599.8	4,008.0	3,905.0	3,740.0	5,542,893	5,983,160
Rice, all .....	2	2,172.0	2,850.0	7,383.0	7,737.0	7,707.0	160,368	219,663
Soybeans, for beans ..	bushels	86,169.0	82,791.0	49.6	49.6	49.9	4,270,196	4,129,449

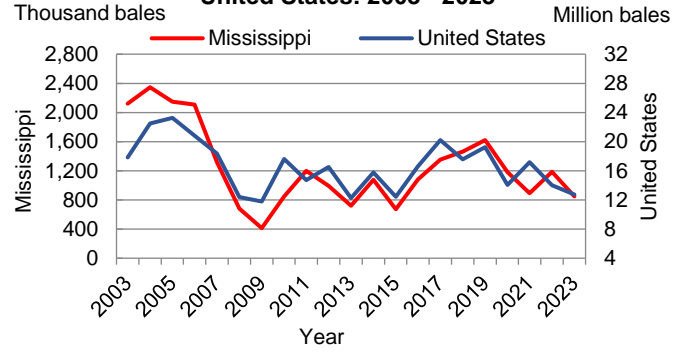
<sup>1</sup> Cotton yield in pounds per acre, production in 480 pound bales.  
<sup>2</sup> Rice yield in pounds per acre, production in hundredweight (cwt).



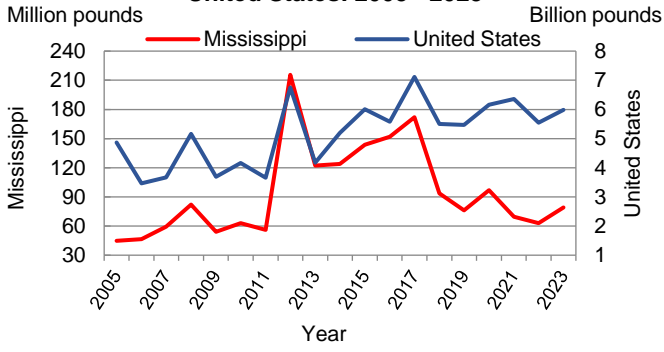
**Corn: Production - Mississippi and United States: 2003 - 2023**



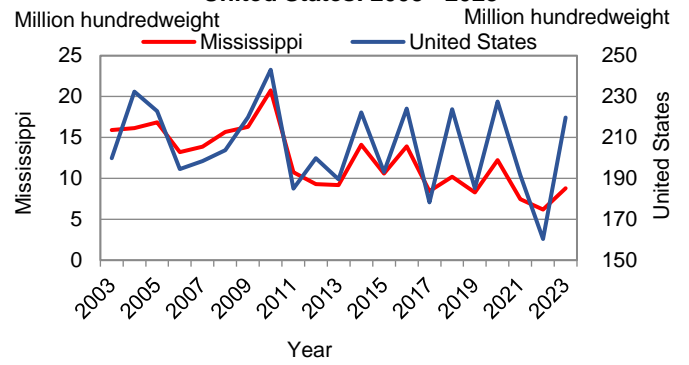
**Upland Cotton: Production - Mississippi and United States: 2003 - 2023**



**Peanut: Production - Mississippi and United States: 2005 - 2023**



**All Rice: Production - Mississippi and United States: 2003 - 2023**



**Soybean: Production - Mississippi and United States: 2003 - 2023**

