



United States Department of Agriculture
National Agricultural Statistics Service

Mississippi Crop Production

Released: November 9, 2022



Delta Region – Mississippi Field Office

121 North Jefferson Street, Suite 230, Jackson, MS 39201

(601) 359-1259 · (855) 270-2705 FAX · www.nass.usda.gov

Cooperating with the Mississippi Department of Agriculture and Commerce

This report contains the results from the **2022 November Ag Yield** and **Objective Yield** surveys. These data are also posted on our web site at <https://www.nass.usda.gov/ms> and in a more detailed report at <https://www.nass.usda.gov>. Thanks to all who responded to these surveys, and to those cotton producers who allowed objective measurements to be taken in their fields.

Corn Yield and Production Unchanged from October
Cotton Yield and Production Unchanged from October
Rice Yield and Production Down from October
Soybean Yield and Production Unchanged from October

Mississippi **corn** for grain production is forecast at 91.9 million bushels, unchanged from the October 1 forecast but down 28 percent from 2021. Based on conditions as of November 1, yield is expected to average 167 bushels per acre, unchanged from last month but down 14 bushels from last year. Producers expect to harvest 550,000 acres of corn for grain, down 150,000 acres from 2021.

Upland cotton production is forecast at 1.10 million bales, unchanged from the October 1 forecast but 207,000 bales above last year. Based on conditions as of November 1, yield is expected to average 1,006 pounds per harvested acre, unchanged from last month but up 9 pounds from 2021. Harvested acreage is estimated at 525,000 acres, up 95,000 acres from 2021.

Peanut production in 2022 is forecast at 53.3 million pounds, unchanged from the October 1 forecast but down 24 percent from last year. Based on conditions as of November 1, yield is expected to average 4,100 pounds per acre, unchanged from last month and unchanged from last year. Area for harvest, at 13,000 acres, is down 4,000 acres from 2021.

All rice production for the state is forecast at 6.22 million hundredweight, down 1 percent from the October 1 forecast and down 18 percent from last year's production of 7.54 million hundredweight. Based on conditions as of November 1, the all rice yield for 2022 is forecast at 7,400 pounds per acre, down 100 pounds from last month and down 140 pounds from last year. Producers expect to harvest 84,000 acres, down 16,000 acres from 2021.

Soybean production in 2022 is forecast at 128 million bushels, unchanged from the October 1 forecast but up 9 percent from last year. Based on conditions as of November 1, yield is expected to average 56 bushels per acre, unchanged from last month but up 2 bushels from last year. Area for harvest, at 2.28 million acres, is up 110,000 acres from 2021.

Area Harvested, Yield, and Production - Mississippi and United States: 2021 and Forecasted November 1, 2022

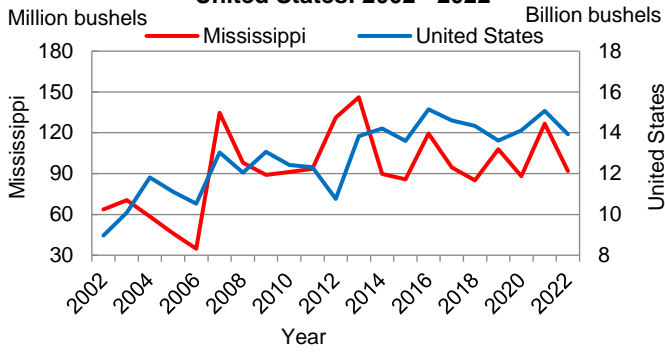
Crop	Unit	Area harvested		Yield			Production	
		2021	2022	2021	2022		2021	2022
					October 1	November 1		
Mississippi		(1,000 acres)	(1,000 acres)	(per acre)	(per acre)	(per acre)	(1,000 units)	(1,000 units)
Corn, for grain	bushels	700.0	550.0	181.0	167.0	167.0	126,700	91,850
Cotton, upland	1	430.0	525.0	997.0	1,006.0	1,006.0	893	1,100
Peanuts	pounds	17.0	13.0	4,100.0	4,100.0	4,100.0	69,700	53,300
Rice, all	2	100.0	84.0	7,540.0	7,500.0	7,400.0	7,540	6,216
Soybeans, for beans ..	bushels	2,170.0	2,280.0	54.0	56.0	56.0	117,180	127,680
United States		(1,000 acres)	(1,000 acres)	(per acre)	(per acre)	(per acre)	(1,000 units)	(1,000 units)
Corn, for grain	bushels	85,318.0	80,844.0	176.7	171.9	172.3	15,073,820	13,929,921
Cotton, upland	1	10,148.5	7,711.5	813.0	831.0	844.0	17,191	13,561
Peanuts	pounds	1,540.1	1,411.1	4,130.0	4,090.0	4,090.0	6,361,331	5,771,000
Rice, all	2	2,488.0	2,177.0	7,709.0	7,599.0	7,549.0	191,796	164,349
Soybeans, for beans ..	bushels	86,312.0	86,631.0	51.7	49.8	50.2	4,465,382	4,345,524

¹ Cotton yield in pounds per acre, production in 480 pound bales.

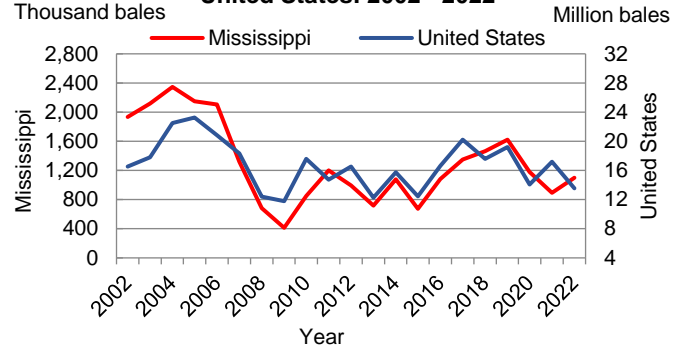
² Rice yield in pounds per acre, production in hundredweight (cwt).



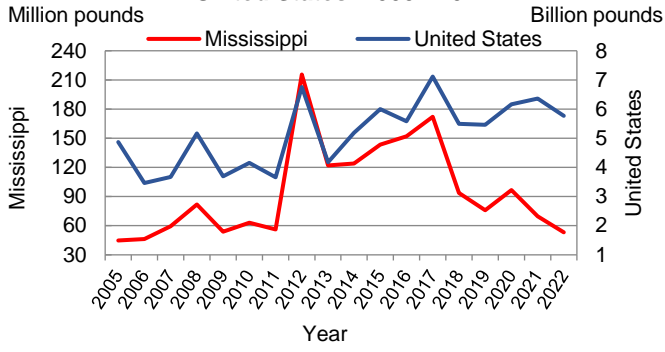
Corn: Production - Mississippi and United States: 2002 - 2022



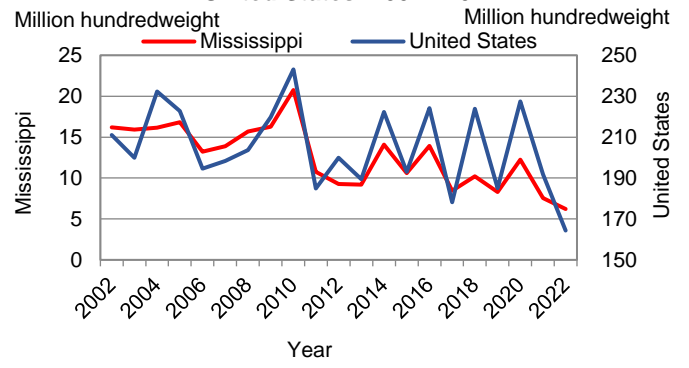
Upland Cotton: Production - Mississippi and United States: 2002 - 2022



Peanuts: Production - Mississippi and United States: 2005 - 2022



All Rice: Production - Mississippi and United States: 2002 - 2022



Soybeans: Production - Mississippi and United States: 2002 - 2022

