



# County Estimates

August 28, 2023

## Indiana Cash Rent County Estimates 2023

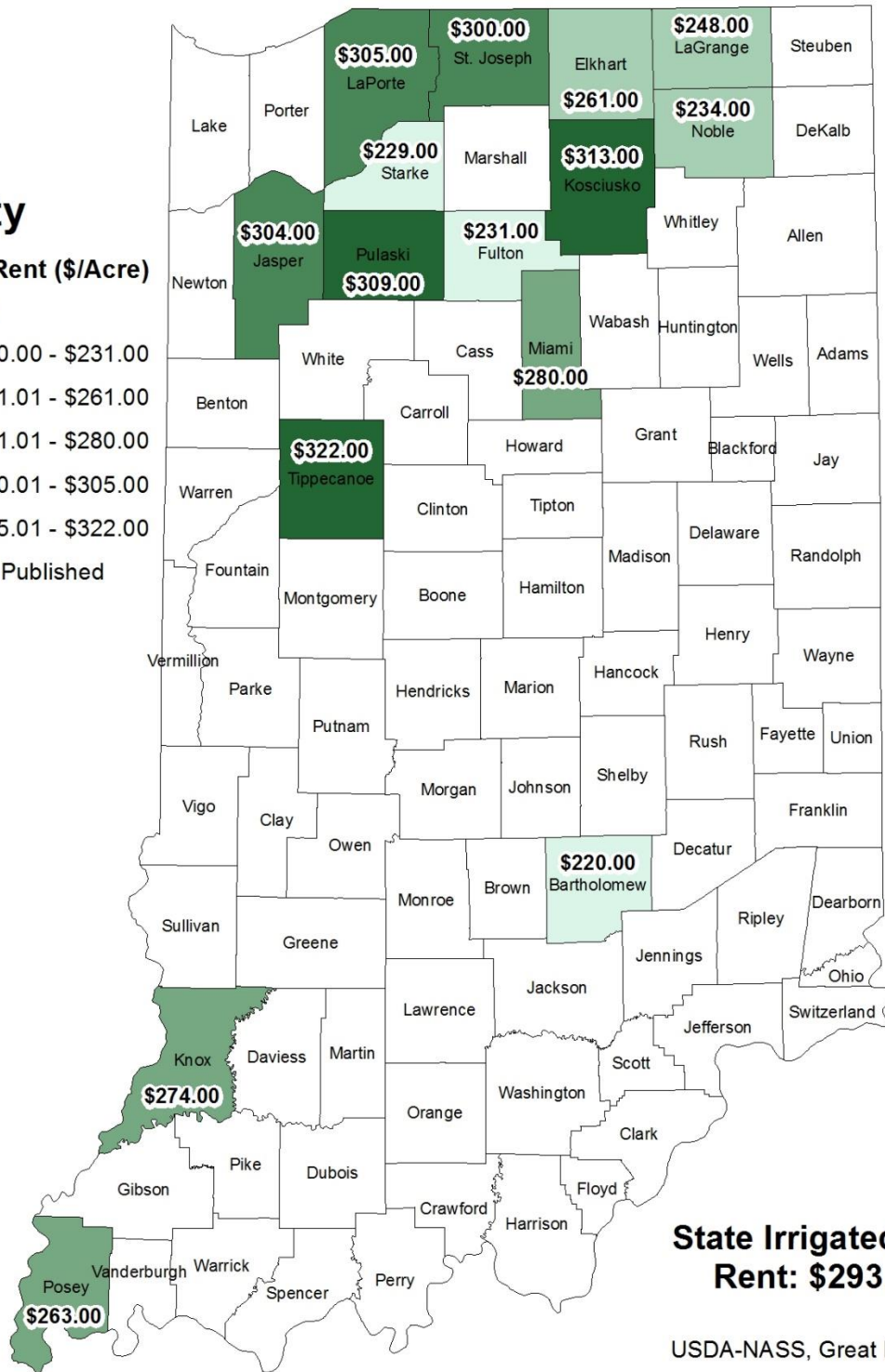
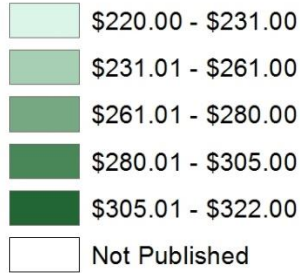
County and District	Non-Irrigated	Irrigated	Pasture
	<i>Dollars per Acre</i>	<i>Dollars per Acre</i>	<i>Dollars per Acre</i>
<b>10 NORTHWEST</b>			
BENTON	298.00		
JASPER	245.00	304.00	56.50
LAKE	214.00		
LA PORTE	203.00	305.00	
NEWTON	243.00		29.00
PORTER	203.00		
PULASKI	229.00	309.00	
STARKE	181.00	229.00	
WHITE	241.00		
<b>20 NORTH CENTRAL</b>			
CARROLL	256.00		
CASS	248.00		37.50
ELKHART	195.00	261.00	
FULTON	202.00	231.00	
KOSCIUSKO	204.00	313.00	61.00
MARSHALL	205.00		
MIAMI	210.00	280.00	
ST. JOSEPH	196.00	300.00	
WABASH	213.00		
<b>30 NORTHEAST</b>			
ADAMS	242.00		
DEKALB	162.00		
HUNTINGTON	225.00		
LAGRANGE	152.00	248.00	54.50
NOBLE	170.00	234.00	
STEUBEN	178.00		
WELLS	241.00		
WHITLEY	201.00		
<b>40 WEST CENTRAL</b>			
CLAY	220.00		35.00
FOUNTAIN	280.00		
MONTGOMERY	272.00		
OWEN	164.00		
PARKE	207.00		
PUTNAM	241.00		32.50
TIPPECANOE	253.00	322.00	74.00
VERMILLION	221.00		30.00
VIGO	213.00		
WARREN	271.00		43.50

<b>County and District (continued)</b>	<b>Non-Irrigated</b>	<b>Irrigated</b>	<b>Pasture</b>
	<i>Dollars per Acre</i>	<i>Dollars per Acre</i>	<i>Dollars per Acre</i>
<b>50 CENTRAL</b>			
BARTHOLOMEW	206.00	220.00	
BOONE	279.00		
CLINTON	257.00		
DECATUR	245.00		
GRANT	221.00		
HAMILTON	240.00		
HANCOCK	238.00		
HENDRICKS	248.00		
HOWARD	237.00		
JOHNSON	199.00		20.50
MADISON	234.00		53.00
MARION	184.00		
MORGAN	205.00		
RUSH	254.00		
SHELBY	216.00		58.00
TIPTON	281.00		
<b>60 EAST CENTRAL</b>			
BLACKFORD	233.00		
DELAWARE	243.00		
FAYETTE	206.00		57.00
HENRY	233.00		
JAY	200.00		
RANDOLPH	227.00		
UNION	221.00		
WAYNE	199.00		
<b>70 SOUTHWEST</b>			
DAVISS	248.00		54.50
DUBOIS	182.00		
GIBSON	210.00		54.50
GREENE	198.00		31.00
KNOX	214.00	274.00	
MARTIN	181.00		71.00
PIKE	197.00		
POSEY	231.00	263.00	
SPENCER	171.00		43.00
SULLIVAN	217.00		
VANDEBURGH	207.00		
WARRICK	176.00		
<b>80 SOUTH CENTRAL</b>			
BROWN	127.00		
CRAWFORD	109.00		25.50
HARRISON	121.00		
JACKSON	174.00		
LAWRENCE	146.00		
MONROE	134.00		62.00
ORANGE	197.00		
PERRY	94.00		34.50
WASHINGTON	149.00		41.50
<b>90 SOUTHEAST</b>			
CLARK	143.00		47.50
DEARBORN	150.00		
FRANKLIN	170.00		
JEFFERSON	159.00		
JENNINGS	176.00		43.00
OHIO	119.00		
RIPLEY	186.00		
SCOTT	153.00		
SWITZERLAND	136.00		
OTHER COUNTIES	178.00	305.00	43.50
<b>STATE</b>	223.00	293.00	44.00

# 2023 Indiana Cash Rent County Estimates: Irrigated Cropland

## County

Irrigated Rent (\$/Acre)  
irrigated



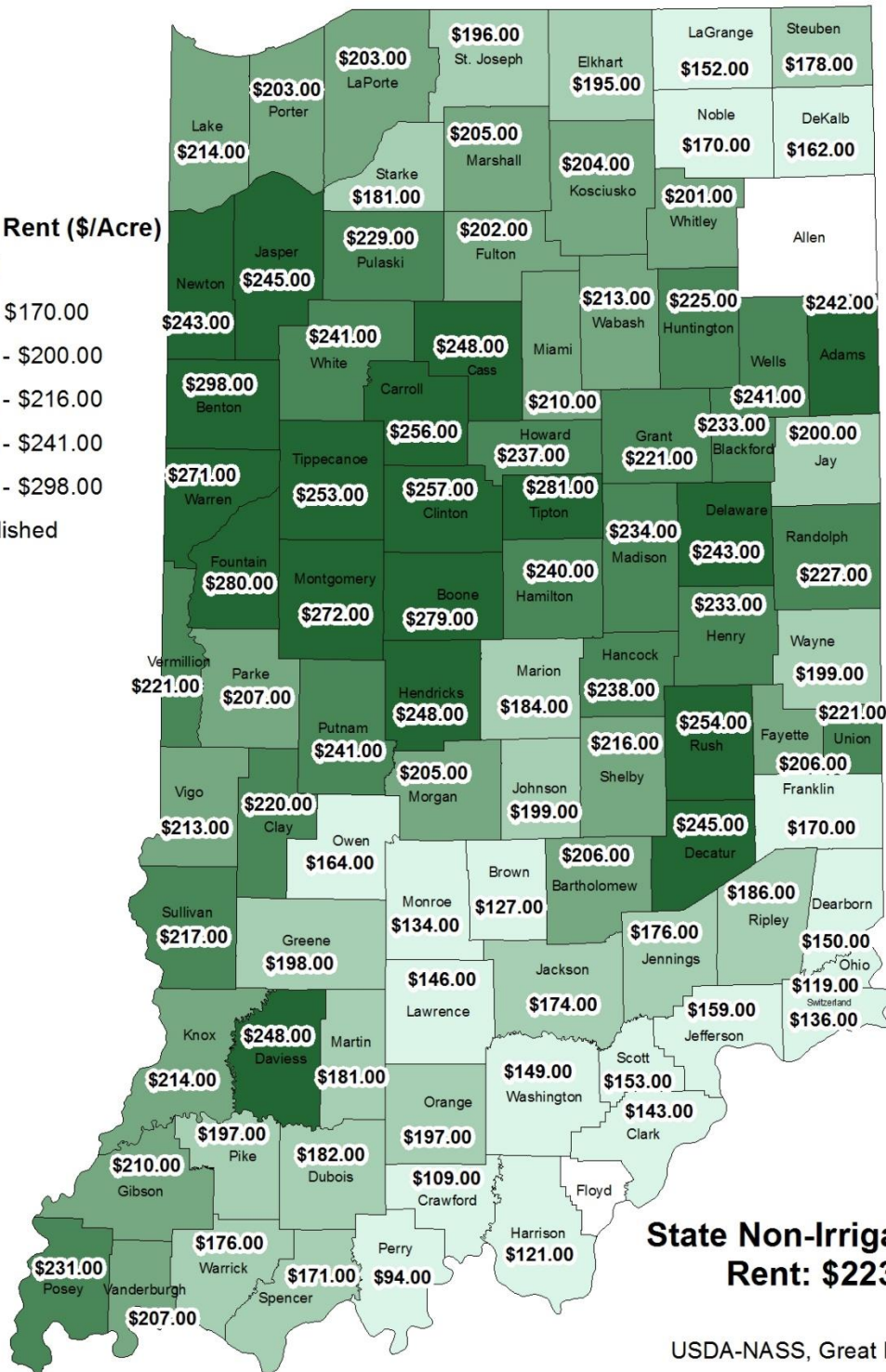
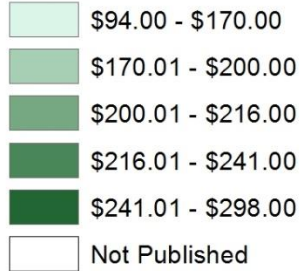
**State Irrigated Cropland  
Rent: \$293.00/Acre**

USDA-NASS, Great Lakes Region

# 2023 Indiana Cash Rent County Estimates: Non-Irrigated Cropland

## County

Non-Irrigated Rent (\$/Acre)  
nonirrigated

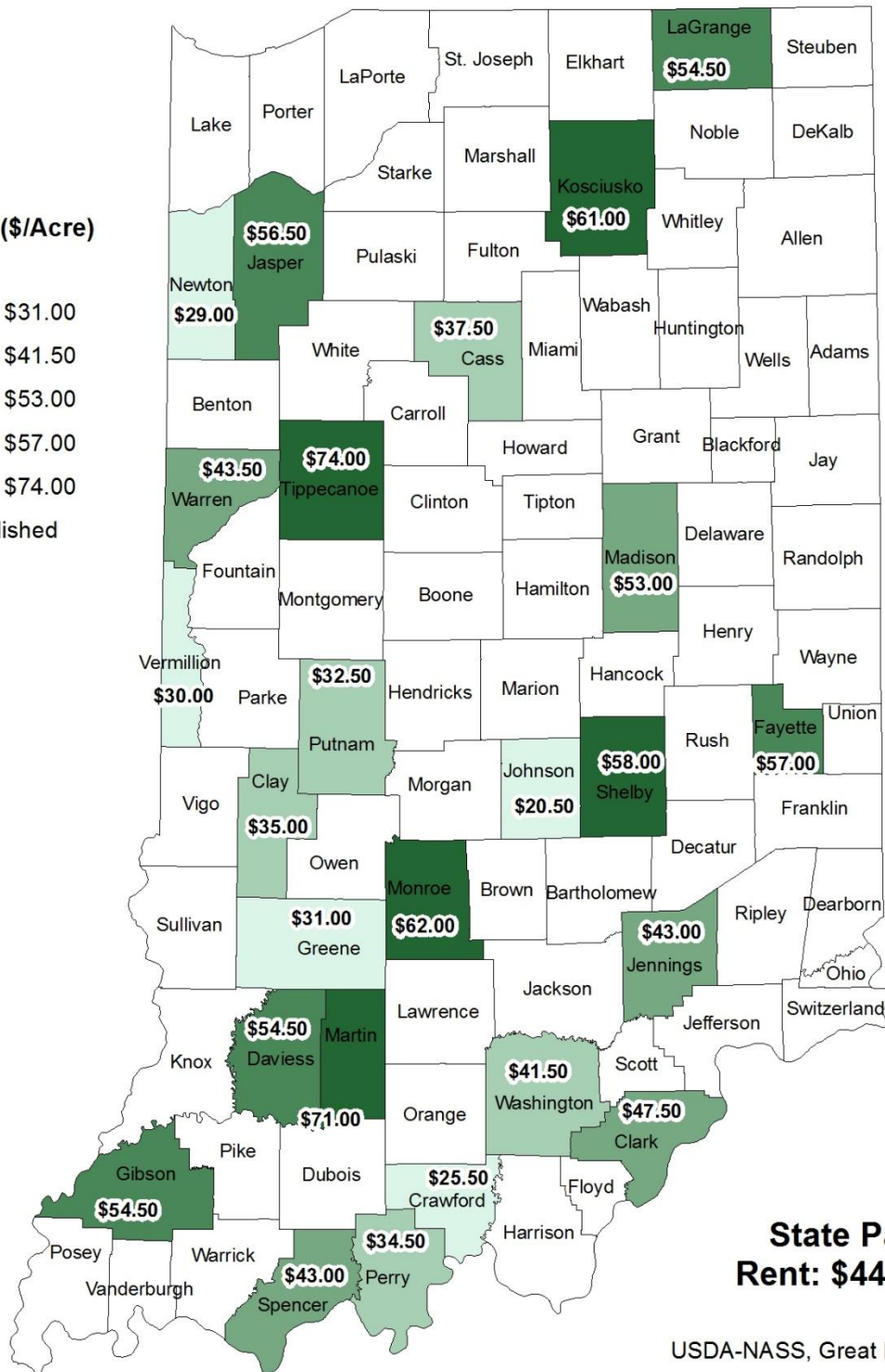
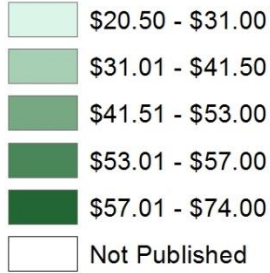


USDA-NASS, Great Lakes Region

# 2023 Indiana Cash Rent County Estimates: Pasture

## County

### Pasture Rent (\$/Acre) pasture



**State Pasture  
Rent: \$44.00/Acre**

USDA-NASS, Great Lakes Region