



# County Estimates

October 1, 2022

## Indiana Cash Rent County Estimates 2022

County and District	Non-Irrigated	Irrigated	Pasture
	<i>Dollars per Acre</i>	<i>Dollars per Acre</i>	<i>Dollars per Acre</i>
<b>10 NORTHWEST</b>			
BENTON	265.00		
JASPER	215.00	272.00	33.00
LAKE	193.00		
LA PORTE	178.00	270.00	
NEWTON	223.00		37.00
PORTER	186.00		
PULASKI	215.00	275.00	
STARKE	155.00		
WHITE	235.00		
<b>20 NORTH CENTRAL</b>			
CARROLL	250.00		
CASS	234.00		47.00
ELKHART	170.00	255.00	
FULTON	204.00	242.00	64.00
KOSCIUSKO	190.00		
MARSHALL	177.00		
MIAMI	188.00		
ST. JOSEPH	173.00	331.00	
WABASH	196.00		
<b>30 NORTHEAST</b>			
ALLEN	190.00		
DEKALB	152.00		
HUNTINGTON	197.00		
LAGRANGE	163.00	265.00	60.50
NOBLE	170.00	245.00	
STEUBEN	156.00	232.00	
WELLS	236.00		
WHITLEY	177.00		
<b>40 WEST CENTRAL</b>			
CLAY	199.00		67.00
FOUNTAIN	255.00		
MONTGOMERY	260.00		
OWEN	170.00		
PARKE	208.00		31.00
PUTNAM	210.00		
TIPPECANOE	222.00	285.00	62.50
VERMILLION	232.00		
VIGO	179.00		
WARREN	247.00		51.50

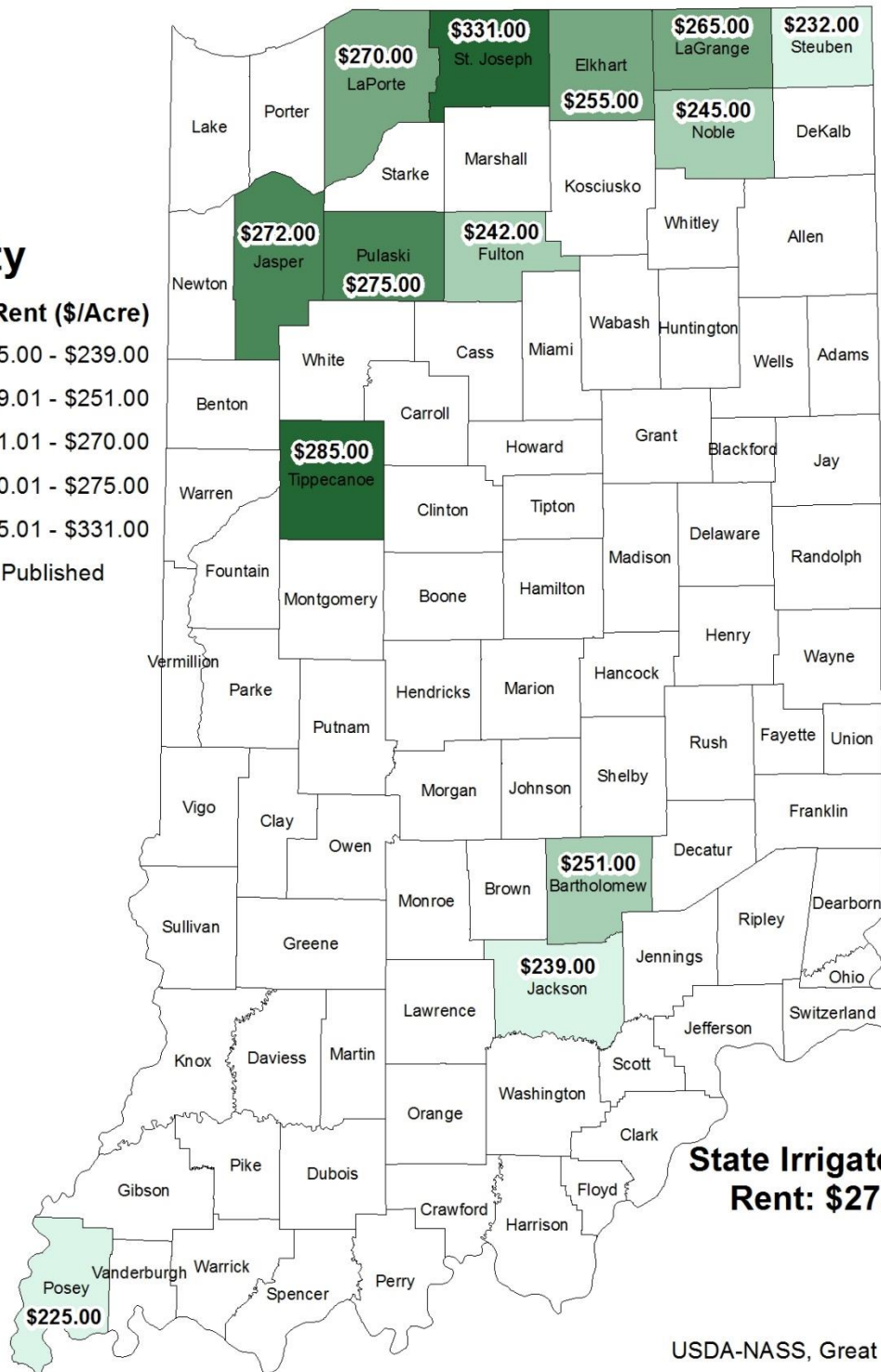
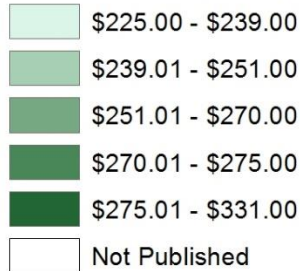
<b>County and District (continued)</b>	<b>Non-Irrigated</b>	<b>Irrigated</b>	<b>Pasture</b>
	<i>Dollars per Acre</i>	<i>Dollars per Acre</i>	<i>Dollars per Acre</i>
<b>50 CENTRAL</b>			
BARTHOLOMEW	195.00	251.00	60.50
BOONE	253.00		
CLINTON	247.00		53.00
DECATUR	213.00		
GRANT	201.00		
HAMILTON	245.00		35.00
HANCOCK	245.00		
HENDRICKS	231.00		56.50
HOWARD	220.00		
JOHNSON	212.00		
MADISON	226.00		
MARION	179.00		
MORGAN	193.00		52.00
RUSH	227.00		
SHELBY	215.00		30.00
TIPTON	274.00		
<b>60 EAST CENTRAL</b>			
BLACKFORD	220.00		
DELAWARE	215.00		
FAYETTE	193.00		44.00
HENRY	210.00		69.00
JAY	200.00		
RANDOLPH	198.00		
UNION	208.00		41.50
WAYNE	188.00		
<b>70 SOUTHWEST</b>			
DAVISS	232.00		66.50
DUBOIS	177.00		
GREENE	185.00		
KNOX	225.00		
MARTIN	176.00		67.50
PIKE	170.00		
POSEY	211.00	225.00	
SPENCER	158.00		33.00
SULLIVAN	190.00		
VANDEBURGH	206.00		
WARRICK	165.00		
<b>80 SOUTH CENTRAL</b>			
BROWN	127.00		
CRAWFORD	78.50		35.50
HARRISON	120.00		32.50
JACKSON	175.00	239.00	29.00
LAWRENCE	143.00		29.00
MONROE	112.00		
ORANGE	181.00		
PERRY	91.50		
WASHINGTON	142.00		
<b>90 SOUTHEAST</b>			
CLARK	149.00		
DEARBORN	135.00		
FRANKLIN	157.00		
JEFFERSON	150.00		49.00
JENNINGS	193.00		59.00
OHIO	105.00		
RIPLEY	168.00		
SCOTT	140.00		
SWITZERLAND	123.00		31.00
OTHER COUNTIES	205.00	280.00	42.50
<b>STATE</b>	209.00	272.00	43.50



# 2022 Indiana Cash Rent County Estimates: Irrigated Cropland

## County

### Irrigated Rent (\$/Acre)



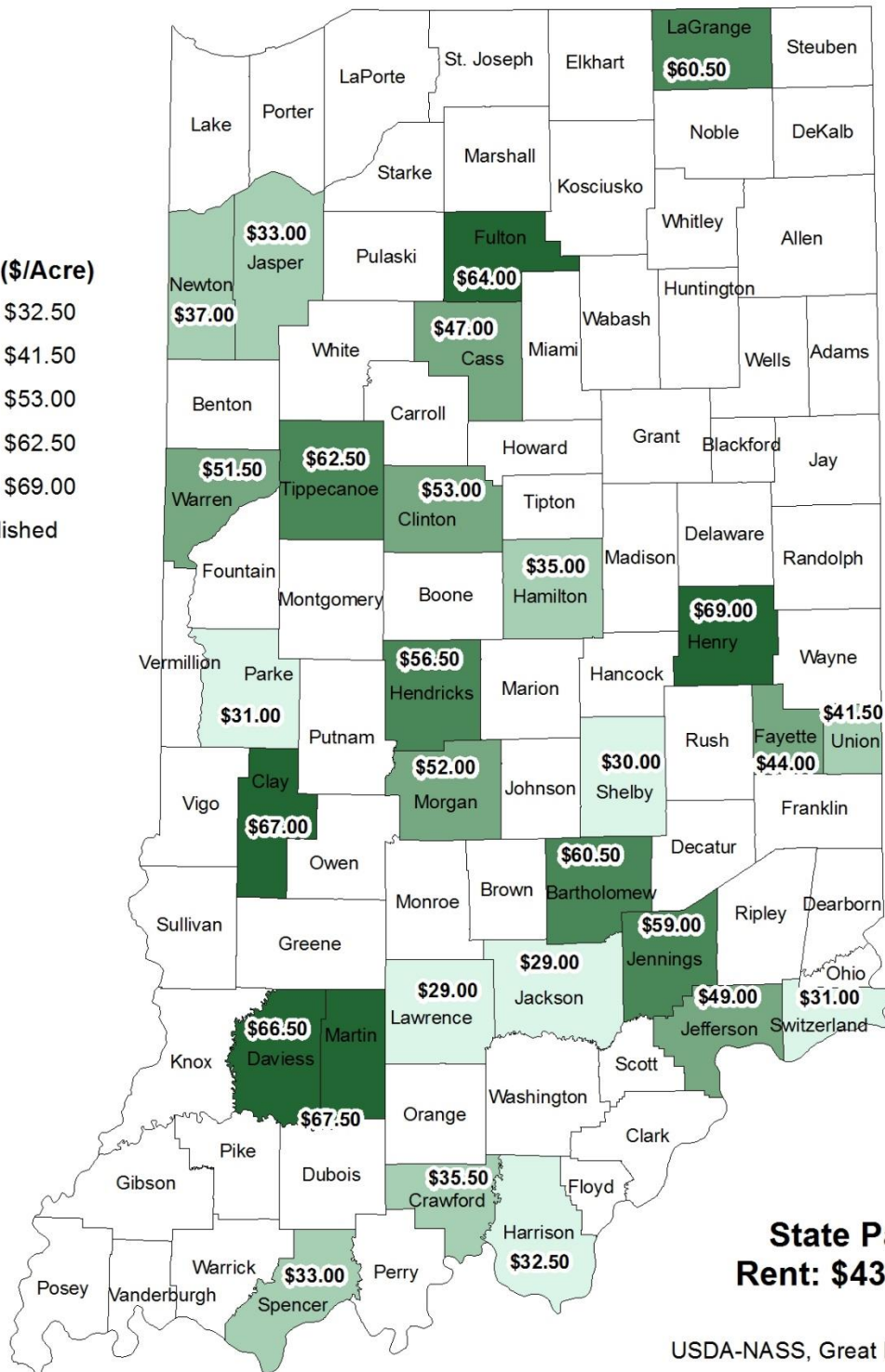
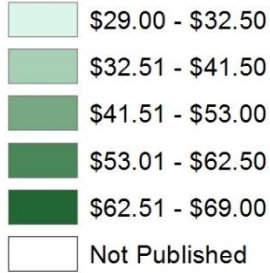
**State Irrigated Cropland  
Rent: \$272.00/Acre**

USDA-NASS, Great Lakes Region

# 2022 Indiana Cash Rent County Estimates: Pasture

## County

### Pasture Rent (\$/Acre)



**State Pasture  
Rent: \$43.50/Acre**

USDA-NASS, Great Lakes Region