



United States Department of Agriculture
National Agricultural Statistics Service
**Georgia Crop Progress
and Condition Report**



Cooperating with the Georgia Department of Agriculture and the Cooperative Extension Service
Southern Regional Field Office · 355 East Hancock Avenue, Suite 100 · Athens, GA 30601 · (706) 713-5400
www.nass.usda.gov

This report contains data collected each week from respondents across the state whose occupations provide them opportunities to discuss agricultural production with farmers in their counties as well as to make visual observations. We thank all who have contributed to this report.

May 6, 2024

Media Contact: Anthony Prillaman

General

According to the National Agricultural Statistics Service in Georgia, there were 6.2 days suitable for fieldwork for the week ending Sunday, May 5, 2024. Precipitation ranged from negligible rain to 4.4 inches. Average high temperatures ranged from the high 70s to the high 80s. Average low temperatures ranged from the mid 50s to the high 60s.

Crops

Much needed rain fell across the northern part of the state but was limited across the southern portion. In many areas of South Georgia, pivots were still running to maintain soil moisture for recently planted crops. Cotton and peanut planting continued but producers were concerned about soil moisture at planting depth without substantial rains. Some producers opted to delay planting of dryland field crops due to insufficient soil moisture. Most of the corn had emerged and was reported to be looking good. Blueberry and onion harvesting activities continued unimpeded and made substantial progress. Reporters noted potential for disease with high humidity and warm temperatures.

Livestock and Pastures

Cattle and pastures were reported to be in good to fair condition. Warmer weather and moderate rainfall allowed hayfields and pastures to start growing again, although winter grazing was beginning to fade. Flies on cattle were noted to be nearing threshold for treatment.

Crop Progress for Week Ending 05/05/24

Crop stage	Prev year (percent)	Prev week (percent)	This week (percent)	5 Year avg (percent)
Blueberries - Harvested	47	25	51	41
Corn - Planted	93	89	93	94
Corn - Emerged	88	76	87	89
Cotton - Planted	12	10	21	17
Hay - 1st Cutting	38	33	46	41
Oats - Harvested	5	2	11	5
Onions - Harvested	78	56	76	67
Peaches - Harvested	NA	NA	6	NA
Peanuts - Planted	11	9	23	18
Soybeans - Planted	13	13	24	14
Soybeans - Emerged	NA	NA	7	NA
Winter wheat - Headed	95	92	95	95
Winter wheat - Harvested ..	NA	NA	4	NA

(NA) Not available.

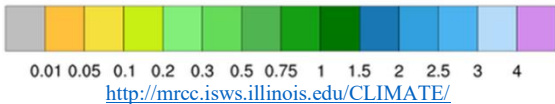
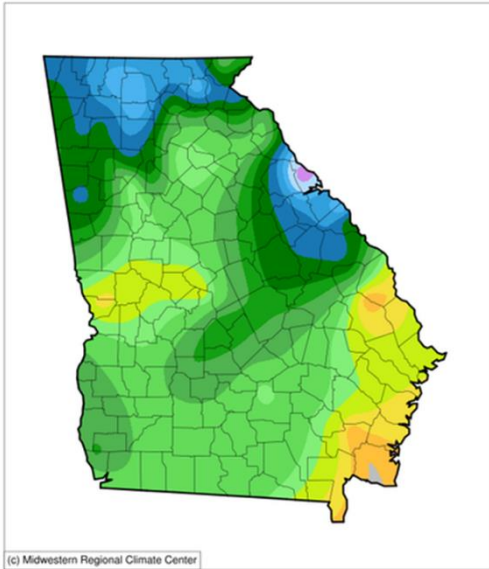
Conditions for Week Ending 05/05/24

Crop	Very poor (percent)	Poor (percent)	Fair (percent)	Good (percent)	Excellent (percent)
Blueberries	0	4	9	83	4
Cattle	1	4	21	61	13
Corn	1	3	24	65	7
Oats	1	2	23	69	5
Pasture and range	2	6	28	54	10
Peaches	0	0	1	63	36
Winter wheat	0	2	25	65	8

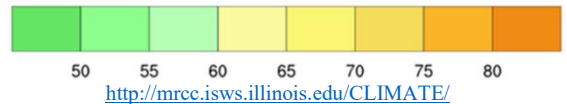
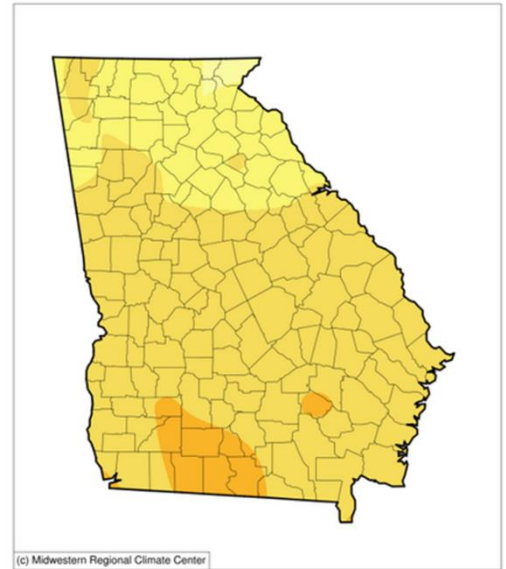
Soil Moisture for Week Ending 05/05/24

Topsoil	Previous week (percent)	This week (percent)
Very short	2	9
Short	27	29
Adequate	66	55
Surplus	5	7
Subsoil	Previous week (percent)	This week (percent)
Very short	1	6
Short	16	21
Adequate	77	69
Surplus	6	4

Accumulated Precipitation (in)
April 29, 2024 to May 05, 2024



Average Temperature (°F)
April 29, 2024 to May 05, 2024

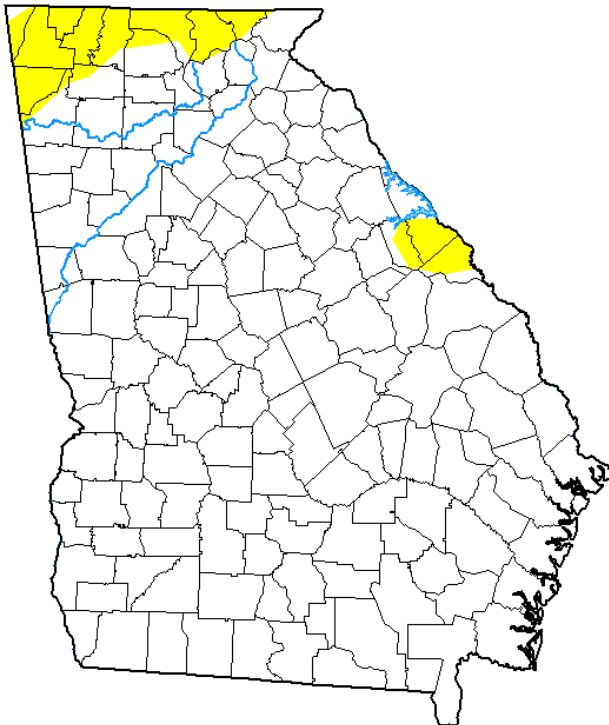


U.S. Drought Monitor Georgia

April 30, 2024

(Released Thursday, May 2, 2024)

Valid 8 a.m. EDT



Drought Conditions (Percent Area)

	None	D0-D4	D1-D4	D2-D4	D3-D4	D4
Current	94.20	5.80	0.00	0.00	0.00	0.00
Last Week 04-23-2024	99.99	0.01	0.00	0.00	0.00	0.00
3 Months Ago 01-30-2024	91.23	8.77	1.31	0.00	0.00	0.00
Start of Calendar Year 01-02-2024	46.66	53.34	28.92	11.91	0.07	0.00
Start of Water Year 09-26-2023	78.43	21.57	4.17	0.00	0.00	0.00
One Year Ago 05-02-2023	83.20	16.80	0.00	0.00	0.00	0.00

Intensity:

- None
- D0 Abnormally Dry
- D1 Moderate Drought
- D2 Severe Drought
- D3 Extreme Drought
- D4 Exceptional Drought

The Drought Monitor focuses on broad-scale conditions. Local conditions may vary. For more information on the Drought Monitor, go to <https://droughtmonitor.unl.edu/About.aspx>

Author:

Curtis Riganti
National Drought Mitigation Center



droughtmonitor.unl.edu