



United States Department of Agriculture  
National Agricultural Statistics Service



Arkansas Rice and Grain Stocks

Released: March 28, 2024

Delta Region – Arkansas Field Office

10800 Financial Centre Parkway, Suite 110, Little Rock, Arkansas 72211

(501) 228-9926 · (855) 270-2705 FAX · [www.nass.usda.gov](http://www.nass.usda.gov)

Cooperating with the Arkansas Department of Agriculture

This report contains the results from the **2024 March Agricultural, Rice Stocks, and Grain Stocks** surveys. These data are also posted on our web site at <https://www.nass.usda.gov/ar> and in a more detailed report at <https://www.nass.usda.gov>. Thanks to all who responded to these surveys.

Rough Rice Stocks Up 19 Percent

Arkansas **rough rice** stocks in all positions on March 1, 2024, totaled 52.4 million hundredweight (cwt), up 19 percent from March 1, 2023. Stocks held on farms totaled 10.0 million cwt, up 37 percent from last year. Off farm stocks totaled 42.4 million cwt, up 16 percent from last year.

Rice Stocks by Position - States and United States: March 1, 2023 and 2024

Class and State	On farms		Off farms <sup>1</sup>		Total all positions	
	2023	2024	2023	2024	2023	2024
<b>Rough rice</b>	(1,000 cwt)	(1,000 cwt)	(1,000 cwt)	(1,000 cwt)	(1,000 cwt)	(1,000 cwt)
Arkansas .....	7,300	10,000	36,654	42,361	43,954	52,361
California .....	1,065	1,815	15,949	26,697	17,014	28,512
Louisiana .....	1,450	1,550	6,115	7,000	7,565	8,550
Mississippi .....	900	1,000	901	1,151	1,801	2,151
Missouri .....	(D)	(D)	(D)	(D)	4,083	5,038
Texas .....	(D)	(D)	(D)	(D)	2,062	3,848
United States <sup>2</sup> .....	12,220	16,695	64,259	83,765	76,479	100,460
<b>Milled rice</b>			(1,000 cwt)	(1,000 cwt)	(1,000 cwt)	(1,000 cwt)
Arkansas .....	(X)	(X)	1,549	2,185	1,549	2,185
California .....	(X)	(X)	1,840	1,691	1,840	1,691
Louisiana .....	(X)	(X)	(D)	(D)	(D)	(D)
Mississippi .....	(X)	(X)	(D)	(D)	(D)	(D)
Missouri .....	(X)	(X)	(D)	(D)	(D)	(D)
Texas .....	(X)	(X)	320	1,658	320	1,658
United States <sup>2</sup> .....	(X)	(X)	4,360	6,453	4,360	6,453

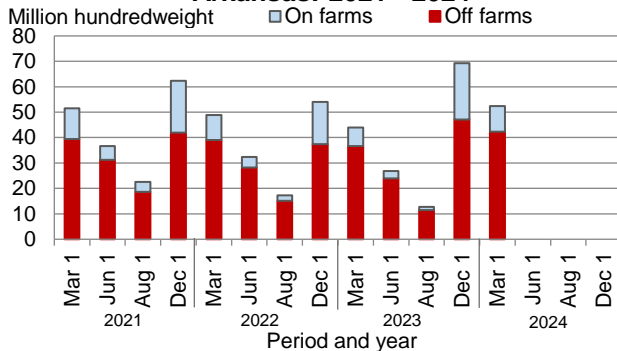
(D) Withheld to avoid disclosing data for individual operations.

(X) Not applicable.

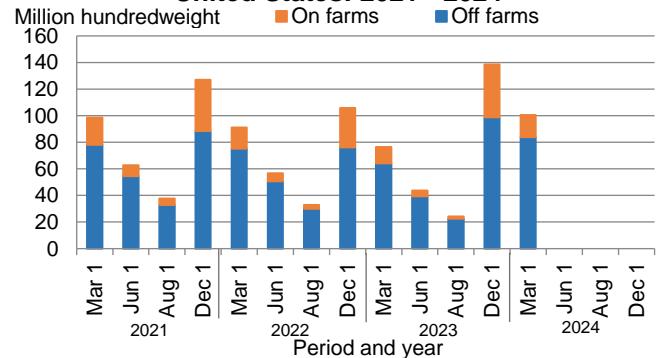
<sup>1</sup> Includes stocks at mills, elevators, warehouses, ports, and in transit.

<sup>2</sup> Includes State data withheld to avoid disclosure of individual operations.

Rough Rice: Stocks by Position  
Arkansas: 2021 - 2024



Rough Rice: Stocks by Position  
United States: 2021 - 2024



## Grain Stocks - March 1, 2024

Arkansas **corn** stocks at off farm grain storage facilities on March 1, 2024, totaled 14.1 million bushels, up 23 percent from March 1, 2023. **All wheat** stocks at off farm storage facilities totaled 2.94 million bushels, up 51 percent from a year ago.

### Grain Stocks by Position - Arkansas and United States: March 1, 2023 and 2024

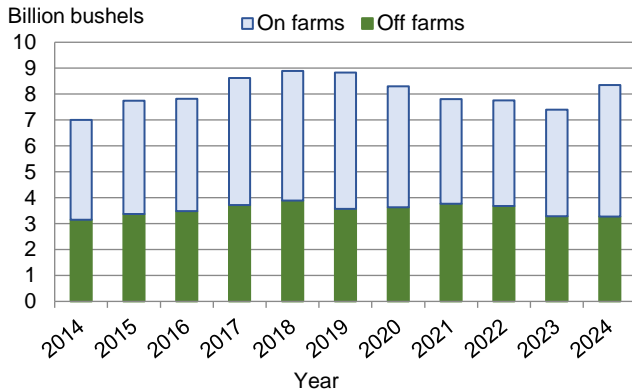
Crop	On farms		Off farms <sup>1</sup>		Total all positions	
	2023	2024	2023	2024	2023	2024
<b>Arkansas</b>	(1,000 bushels)	(1,000 bushels)	(1,000 bushels)	(1,000 bushels)	(1,000 bushels)	(1,000 bushels)
Corn .....	(D)	(D)	11,400	14,053	(D)	(D)
Oats .....	(D)	(D)	(D)	(D)	(D)	(D)
Sorghum .....	(NA)	(NA)	(D)	(D)	(D)	(D)
Soybeans .....	(D)	(D)	(D)	(D)	(D)	(D)
Wheat, all .....	(D)	(D)	(D)	(D)	1,943	2,942
<b>United States</b>	(1,000 bushels)	(1,000 bushels)	(1,000 bushels)	(1,000 bushels)	(1,000 bushels)	(1,000 bushels)
Corn .....	4,105,000	5,079,000	3,291,403	3,268,255	7,396,403	8,347,255
Oats .....	17,130	16,280	25,779	35,304	42,909	51,584
Sorghum .....	9,340	11,060	99,429	94,746	108,769	105,806
Soybeans .....	749,500	933,000	937,132	912,079	1,686,632	1,845,079
Wheat, all .....	227,485	271,930	713,733	815,519	941,218	1,087,449

(D) Withheld to avoid disclosing data for individual operations.

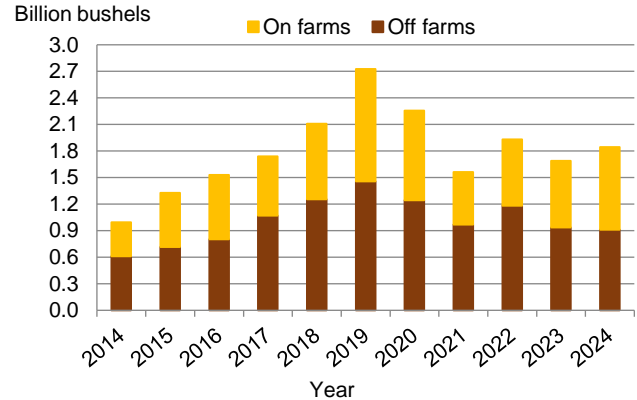
(NA) Not available.

<sup>1</sup> Includes stocks at mills, warehouses, terminals, and processors.

**Corn: Stocks by Position  
United States: March 1, 2014 - 2024**



**Soybean: Stocks by Position  
United States: March 1, 2014 - 2024**



**NASS SURVEYS  
Are Online!**

Convenient, Fast and Secure

RESPOND TODAY.  
[www.agcounts.usda.gov](http://www.agcounts.usda.gov)