
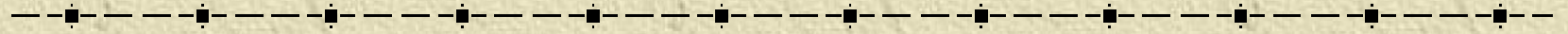


# American Indian Agriculture 2017 Census of Agriculture



# Census Procedures




Build list of producers

Collect & capture data

Data analysis

Publish report

# USDA Farm Definition



Any agricultural places that produce and sell, or would normally sell, \$1,000 or more of agricultural products.

# American Indian Agriculture Number of Farms in Arizona


---

	<u>Total</u>
Arizona	11,561
Apache	5,248
Cochise	18
Coconino	1,945
Gila	72
Graham	125
La Paz	35
Maricopa	51
Mohave	48
Navajo	3,794
Pima	139
Pinal	64
Santa Cruz	1
Yavapai	16
Yuma	5

# American Indian Agriculture - Arizona

Number of Farms

11,561



Farms by Size

*1 – 9 acres*

6,580

*10 – 49 acres*

1,861

*50 – 179 acres*

759

*180 – 499 acres*

530


*500+ acres*

1,831

# American Indian Agriculture - Arizona

**Number of Farms**

11,561



**Farms by Economic Size**

Less than \$1,000

8,480

\$1,000 - \$2,499

993

\$2,500 - \$4,999

852

\$5,000 - \$9,999

671

\$10,000 - \$24,999

400


\$25,000 - \$49,999

73

\$50,000 +

92

# American Indian Agriculture – Arizona Livestock Inventory and Crop Acres\*



All Cattle	>83,928 head
Beef Cows	>49,192 head
Sheep & Lambs	>194,384 head
Horses & Ponies	>51,216 head
Goats	>68,089 head
Traditional Corn	>5,596 acres
Cotton	>14,786 acres
Wheat	>25,010 acres
Vegetables	>32,158 acres
Hay, Silage or Greenchop	>111,829 acres

\*Based on summation of All Reservations in  
Arizona