

ACH17-14/June 2020

Since the last Census of Agriculture in 2012, the number of farms and the amount of land in farms in Puerto Rico experienced a large decrease while average farm size increased.

Due to the conditions caused by Hurricane Maria, NASS delayed the Puerto Rico Census of Agriculture from 2017 to 2018. The delayed data collection period allowed for continued focus on hurricane recovery and a more accurate representation of Puerto Rico's agriculture industry.

8,230 farms



487,775 cuerdas



59.3 cuerdas average farm size



Farms and Land

In 2018, Puerto Rico had 8,230 farms, down 37.5%, or 4,929 farms, from 2012. These farms accounted for 487,775 cuerdas of farmland, or 21.6% of all land in Puerto Rico. This was a decline of 97,213 cuerdas (16.6%) from 2012.

During the same time, the average farm size increased 33.3%, from 44.5 cuerdas in 2012 to 59.3 cuerdas in 2018.

Since 2012, the number of farms with sales over \$1,000 declined sharply. The largest drop was for farms with sales of \$1,000 to \$4,999, falling by 60%. The only sales category that showed little change was for farms with less than \$1,000 in sales, down 3%.

	2012	2018	% change
Less than \$1,000	2,973	2,885	-3
\$1,000 to \$4,999	4,001	1,592	-60
\$5,000 to \$19,999	3,501	1,805	-48
\$20,000 to \$39,999	968	648	-33
\$40,000 or more	1,716	1,300	-24

Farms and Farmland, 2012 and 2018

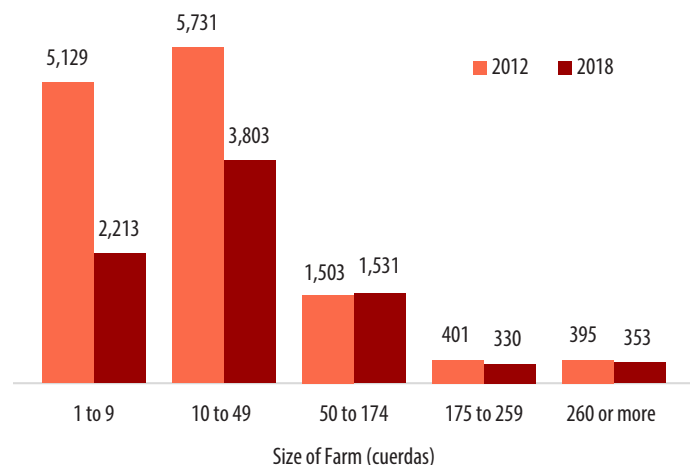
	2012	2018	% change
Number of farms	13,159	8,230	-37.5
Land in farms (cuerdas)	584,988	487,775	-16.6
Average farm size (cuerdas)	44.5	59.3	+33.3

Twenty-Year Trends

Between 1998 and 2018, the number of Puerto Rico farms declined by more than half (58.7 %) and the amount of farmland declined 43.6%. At the same time, the average size of farms increased 36.6%, from 43.4 cuerdas in 1998 to 59.3 cuerdas in 2018.

From 2012 to 2018, the number of the smallest size farms (less than 10 cuerdas) declined by more than half, and the number of farms with 10 to 49 cuerdas dropped by almost one-third. Almost 75% of all farms in Puerto Rico are less than 50 cuerdas in size.

Year	no. of farms	land in farms
1998	19,951	865,478
2002	17,659	690,687
2007	15,745	557,530
2012	13,159	584,988
2018	8,230	487,775



SNAPSHOT Puerto Rico Farmers, 2018

(percent)

Sex	
Male	89
Female	11
Age	
<35	4
35 - 64	55
65+	41
Years farming	
less than 10	27
10 or more	73
Lived on their farm	55
Worked off farm	
No days	62
1 to 199 days	15
200+ days	23
Primary occupation	
Farming	52
Other	48
With military service	8
Average age (years)	60.6

What is a "farm"?

The Puerto Rico Census of Agriculture defines a farm as any place from which \$500 or more of agricultural products were produced and sold, or normally would have been sold, during the census year.

1 cuerda = 0.971 acres.

About the Census

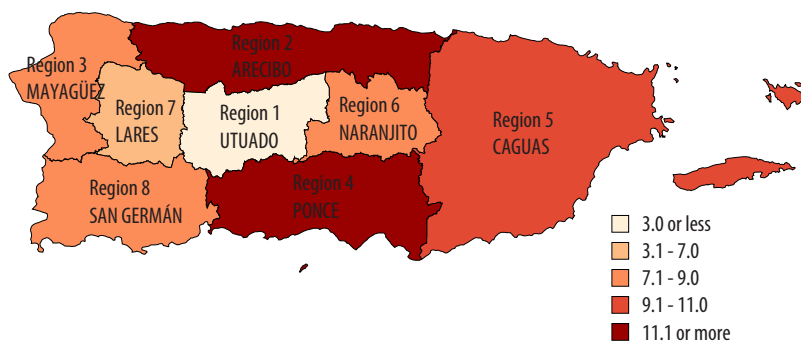
The Census of Agriculture, conducted once every five years, is a complete count of U.S. farms and ranches and the people who operate them. Results from the 2017 and earlier censuses are available at national, state, and county levels.

See the searchable database Quick Stats, the new Census Data Query Tool, downloadable PDF reports, maps, and a variety of topic-specific products including profiles by race, ethnicity, and sex.

www.nass.usda.gov/AgCensus

Puerto Rico Agricultural Sales by Location

Total Value of Production by Region as Percent of Island Total, 2018



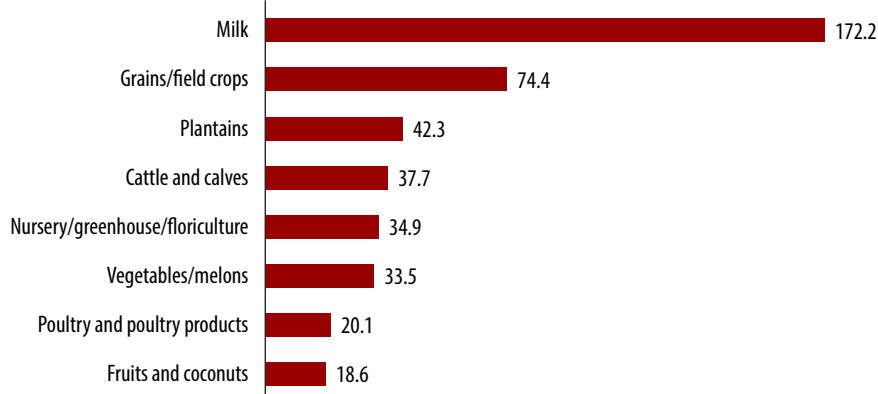
Regions	no. of farms	total sales (\$ millions)
Arecibo	933	139.1
Ponce	679	120.0
Caguas	1,157	53.3
Naranjito	840	45.3
Mayagüez	751	39.4
San Germán	955	39.1
Lares	1,362	34.2
Utua	1,553	14.6

Puerto Rico's total agricultural sales in 2018 was \$485 million, divided almost equally between sales of crops and livestock. Total sales fell 11.4% between 2012 and 2018, with large decreases in sales of plantains, fruits, coffee, and poultry and poultry products.

Top Commodities

Milk was the top commodity in Puerto Rico in 2018 with \$172.2 million in sales, followed by grains and other field crops (\$74.4 million), and plantains (\$42.3 million). Over half of the value all agricultural products sold in 2018 came from milk and grains/field crops.

Top Commodities (\$ millions)



Farms by Value of Sales

Most farms in Puerto Rico are small, with 54% selling less than \$5,000 in agricultural products during the census year. Nearly 1,000 farms had at least \$60,000 or more in agricultural sales in 2018.

Sales Class	no. of farms	% of total farms
Less than \$1,000	2,885	35
\$1,000 to \$4,999	1,592	19
\$5,000 to \$9,999	1,024	13
\$10,000 to \$59,999	1,732	21
\$60,000 or more	997	12